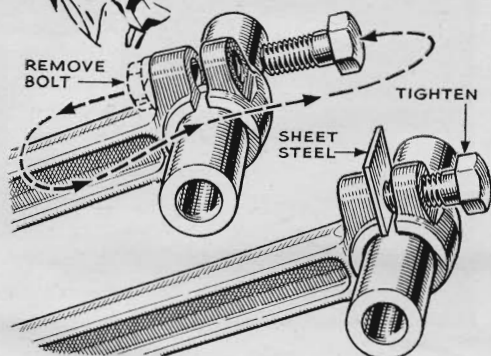





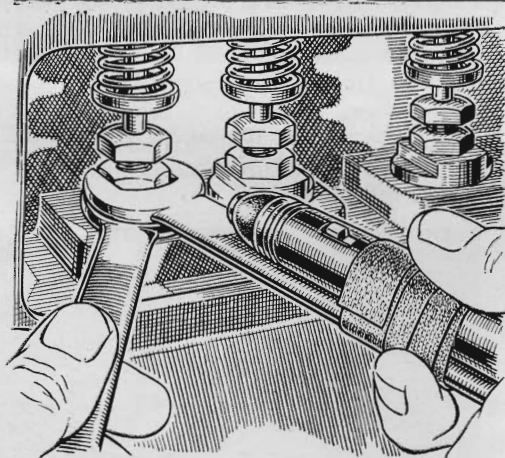
Hints from the Model Garage



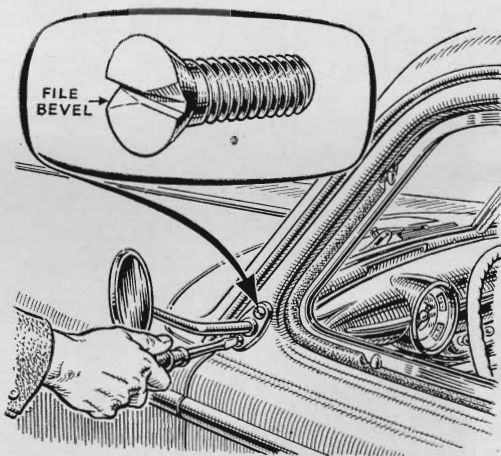
Con Rod Pressed Open. Wrist pins to be clamped in connecting rods of the kind shown will not always go in easily, even with the bolt loosened. If assembly proves difficult, reverse the bolt as shown and use it and a piece of thin steel to spring open the con rod very slightly. Replace the bolt in its proper position after doing this.



Coins Kept in Ash Tray. If you are a nonsmoker, the dashboard ash tray is a handy place to keep a supply of pennies, nickels, and dimes for parking meters and toll gates. For convenience in removing the coins, bend down the snuffer. Felt or cotton lining cemented to the bottom and sides will stop rattles.



Light on the Spot. Adjusting valve tappets on a car is a fussy job to do just right. What makes it troublesome is the necessity of manipulating wrenches and a thickness gauge in cramped quarters with inadequate light. Albert S. Eaton, of Belmont, Mass., reports that the work goes a little easier if you tape a pocket flashlight to the upper tappet wrench.



Filed Screws Prevent Theft. If you attach a mirror, road light, or other accessory with external screws, safeguard it against theft by filing off those corners of the slots that the screwdriver bears against during removal. Once tightened, the screw is next to impossible to remove, so use it only on permanent installations. You can retighten it, however, if vibration loosens it.