



Model Garage

5. Parts Kept in Order. When J. C. Branstetter, of San Francisco, begins any extensive car repair, he always carries to the job several boxes made by cutting the tops from milk cartons. As he removes bolts and fittings, he keeps each group separate and drops a piece of paper in the container listing where the parts came from.




6. Cotter Pin Holds Bead. In some cars, a chrome bead finishes off the joint where the fenders meet the body. In time the fabric that ties it to the joint may rot, allowing the bead to spring out. One or more large cotter pins, slid over the bead, pressed into the joint, and then opened out, will keep it in place.



7. Clean the Trunk Gutter. It's a good idea to clean the gutter around your trunk compartment regularly. If dirt is allowed to accumulate, rain water may seep in even though the lid fits well.

8. Brake Drum Pulls Axle. Carl Vogel, of Chicago, points out that the brake drum may be used to pull the rear axle on Chrysler-made cars. After removing the wheel, drum, and shaft key, replace the drum and turn up the axle nut four or five turns. Then rap the drum against the nut several times and the axle will come out.



Gus Wilson

