





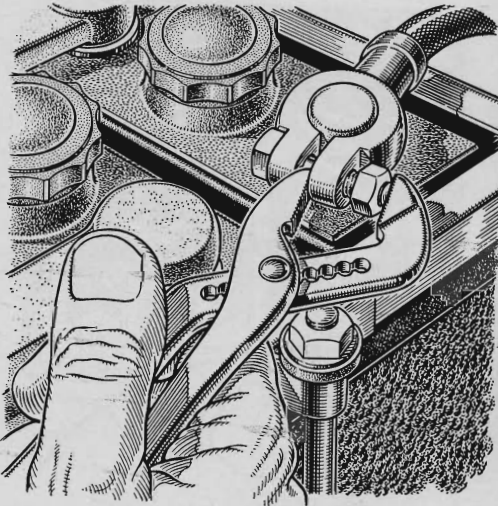
## Hints from the Model Garage




**Brush Cleans Oil Holes.** To clean out oil holes and keep grit out of bearings, solder a bent mucilage brush to the spout of your oil can. A few swipes of the stiff brush will sweep away accumulated grime before you squirt oil into the holes.



**A Tip for the Lady of the Family.** Put a couple of old rag rugs in the trunk of your car. Then, during muddy weather, throw them over the back-seat pile carpeting. Clean the rugs by throwing them into the washing machine.



**Pump Pliers Loosen Cable.** If you own a pair of water-pump pliers, they can do double duty in removing battery cables. Loosen the cable clamp nut about two turns, put on the pliers as shown above, and squeeze and twist at the same time. The jaw of the cable clamp will loosen on the terminal as you squeeze the pliers.



**Trouble Lamp Easily Made.** Most auto-supply stores carry frosted six-volt bulbs in 15- and 25-watt sizes with a base like ordinary house bulbs. With one of these, you can quickly make an efficient trouble lamp for your car. A standard socket, some sort of clamp, wire, and alligator clips are all you need.