
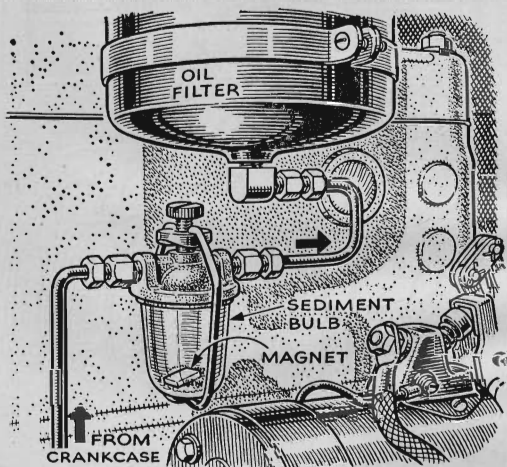




## Hints from the Model Garage



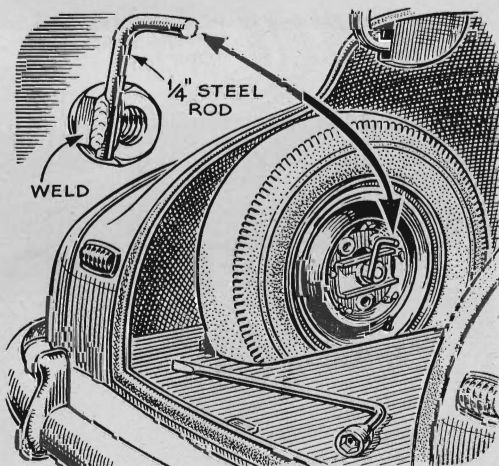
**Safety Pins Hold Chrome.** If a trim strip on your car has lost any spring clips, safety pins will fasten it down. Cut the ends off each pin as indicated and attach to the body metal with a self-tapping screw through the loop of the pin and into a small drilled hole. Snap the trim strip over the cut ends of the pin.



**Magnet Helps Filter Oil.** B. M. Thomann, of Kenmore, N. Y., finds that this setup gives his oil filter a helping hand and prolongs the life of each cartridge. It consists of a fuel filter with the element removed and a permanent magnet resting in the bowl. Considerable sediment settles out and the magnet holds fine metal particles.



**Straightening Hub Cap.** A bucket or tub of sand and a rubber mallet are all you need to bump most dents out of a hub cap. Work from the inside of the cap, using light taps and checking frequently to keep from making new outward dents.



**Welded Crank Loosens Spare.** In some cars, it's difficult to swing the lug wrench to loosen or tighten the nut that holds the spare. J. W. Rocke, of Globe, Ariz., suggests making the job easier by welding a crank to the nut as shown.