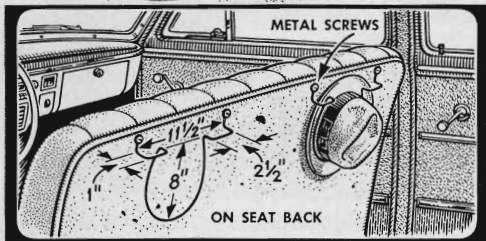
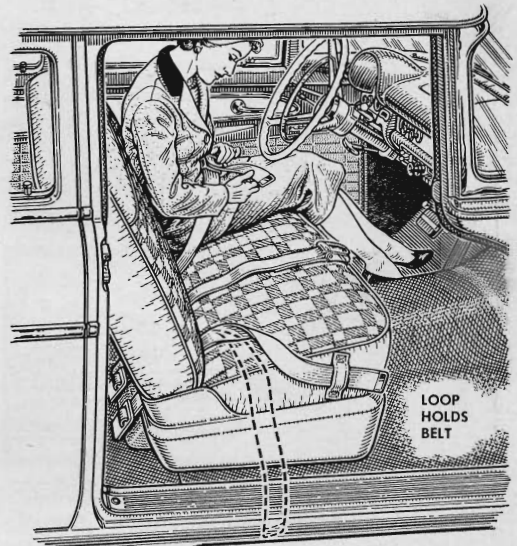
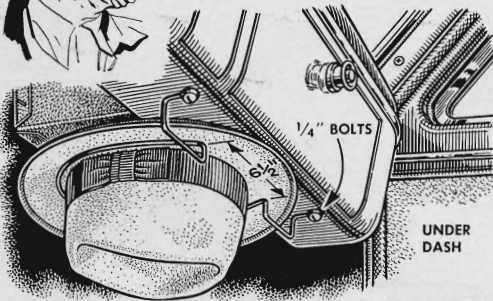


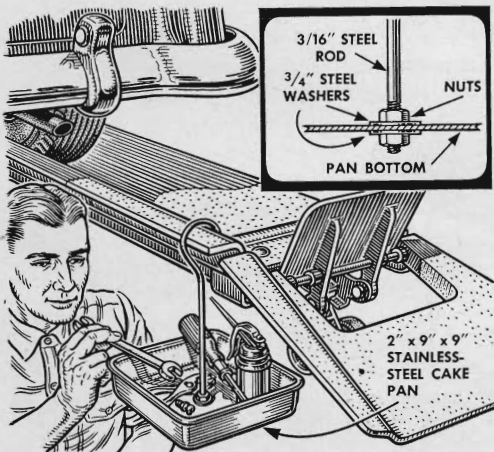


Hints from the Model Garage




Your best hat won't get sat on if you stow it out of the way in a holder. Coat-hanger wire will do for back-of-seat holders, but hard No. 9 wire should be used under the dash to support the hat.

Keep safety belts from dropping out of the car by tucking the ends of the outer straps into loops stitched to the ends of the seat. The belts will stay cleaner, and won't get pinched by the car door.





A hook-on tray hung within reaching distance will save fumbling for tools or parts while working under a car. The tray shown is kept stocked with wrenches and extra fittings for a lube job, saving the garageman many steps. On a repair job, the tray could hold small parts.

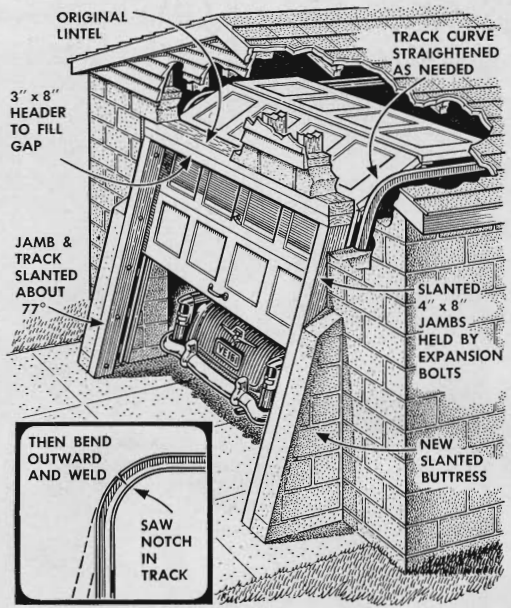


A compact trouble light can be assembled quickly using a truck clearance light, 15 feet of wire and a pair of battery clips. Bend the bracket to aim the lamp upward and screw it to a small block of wood. Having no batteries of its own, it won't be dead when you need it.

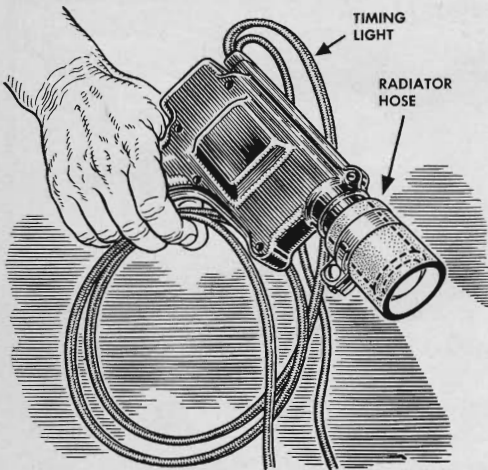
More Hints from the Model Garage



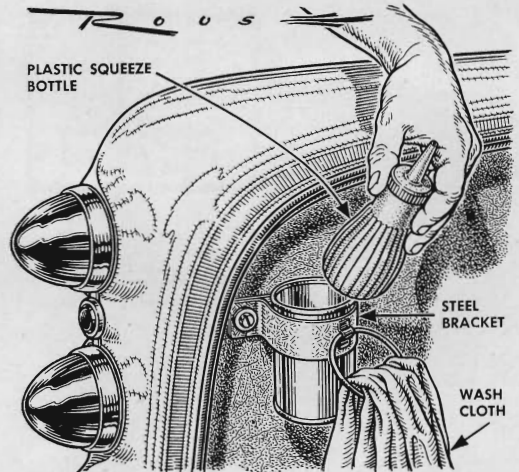
A TV trick is to coat bright objects with a non-reflecting film to keep glare out of cameras. Next summer, or when driving south this winter, you can soften glaring reflections that bounce off chrome parts within your line of vision by coating them with liquid car cleaner. The white powder rubs off easily at the journey's end.



You can add footage to a garage that has the type of door shown. Remove the door jambs, notch the track where it curves and bend it out so that the door clears the car's bumper. Add an extra header to close the gap at the top of the door and reset the jambs to suit the track. Finish with slanted buttresses to match garage.



A short piece of radiator hose clamped over the lens end of a timing light will protect the light from being shattered if dropped or accidentally touched against a rotating fan blade. Paint the inside of the hose white to help throw light.



Stow a plastic squeeze bottle in a tin can screwed to the side of your car's trunk. Filled with windshield cleaner, it is convenient for keeping windows clear on a trip. In winter, fill the bottle with a defrosting solution to remove sleet.