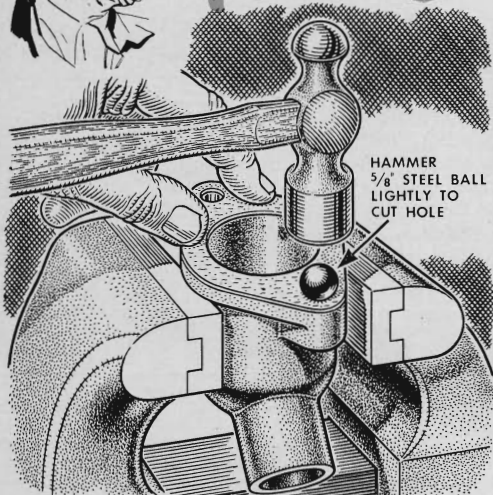





# Hints FROM THE MODEL GARAGE



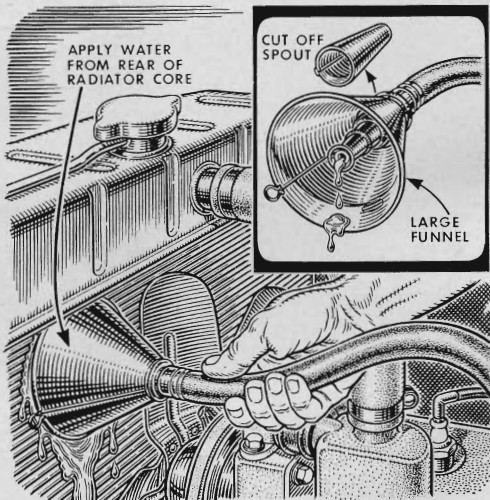
**In making a gasket**, you can locate and cut bolt holes in one step with a steel ball slightly larger than the hole. Cut the gasket to shape and place it on one surface to be joined. Tapping the ball lightly over the hole makes a clean cut.



**A roadside reflector** can be made from a discarded electric heater of the reflector type by covering the concave surface with luminous paint or strips of reflector tape. It makes a neater job if you first remove the wiring and old heater element.

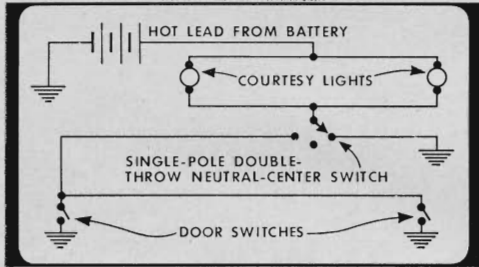
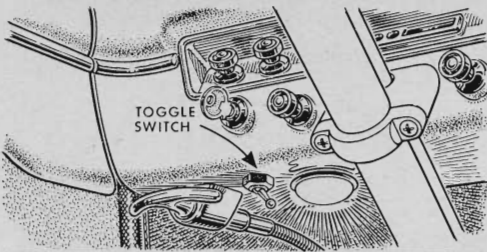


**Installing a guide rail** on the opposite garage wall helps you leave room to get out on the driver's side. When the fender guide on your car just touches flexible fingers cut to length from an inner tube, there's room to open the other door, too. Insert fingers in saw slots in a one-by-three.

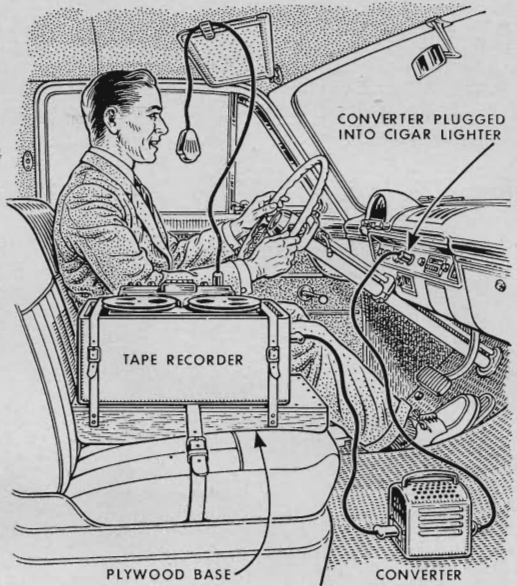


**Cleaning radiator-core openings** to free them of collected insects can be done without wetting the ignition. Cut off the spout of a funnel and adapt the top part to fit over the hose nozzle. Splashing water will be deflected back to the core and run harmlessly to the ground.

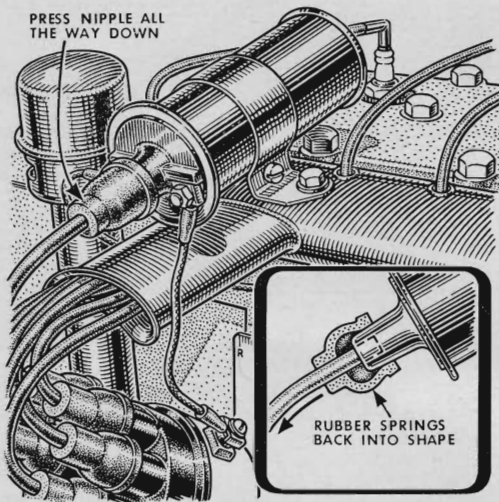
***MORE* Hints from the Model Garage**



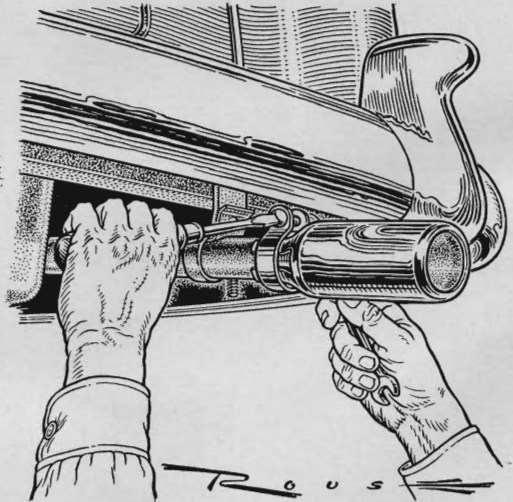
**Courtesy lights** or dome lights can be controlled with a three-way toggle switch in the circuit. On one side the switch gives you light while the doors are open; on the other the light remains on whether the doors are open or shut. The center position is at "off" at all times.



**An office-in-the-car** is easy to contrive with a tape recorder mounted on the front seat. To keep the recorder level, strap it to a plywood base having sides curved to the contour of the seat. It's a business-trip convenience to permit report dictation while held up in traffic.



**When rubber boots** are used on ignition-coil or distributor high-tension wires, you should push them all the way down on the tower. Otherwise the tendency of rubber to spring back into shape may force the wire out and break the connection.



**An exhaust deflector** clamped on the end of the tailpipe is not just for looks. It is a good way to keep exhaust gases from discoloring your bumper chrome. Bushings are available for clamping a deflector to a small-diameter or oval tailpipe.