



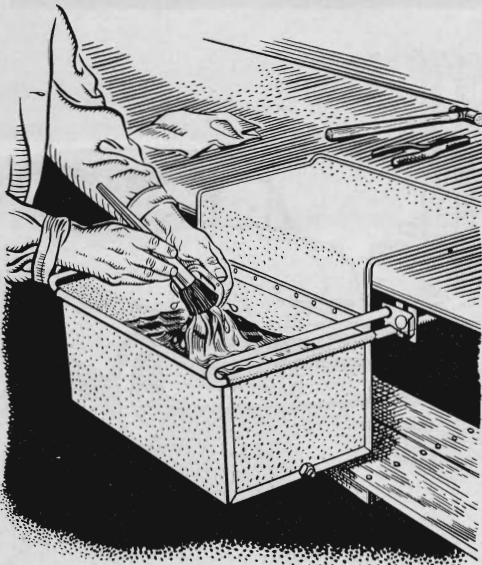
Hints FROM THE MODEL GARAGE



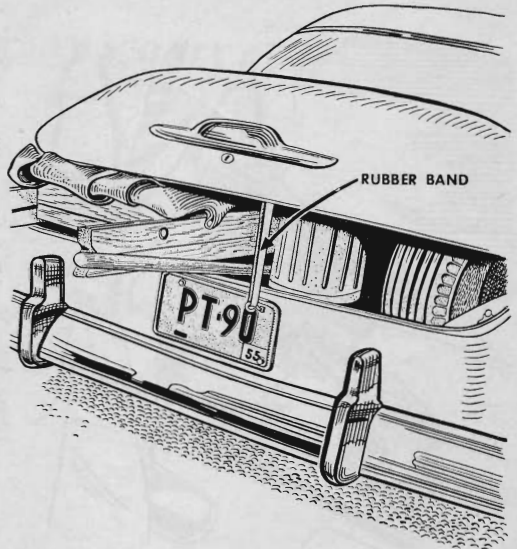
When a key breaks off in a car lock, try this trick. Smear the broken end with adhesive available from hardware stores for mounting sanding disks. Push the smeared end into the lock, then withdraw it. The adhesive may bring the tip out with it.



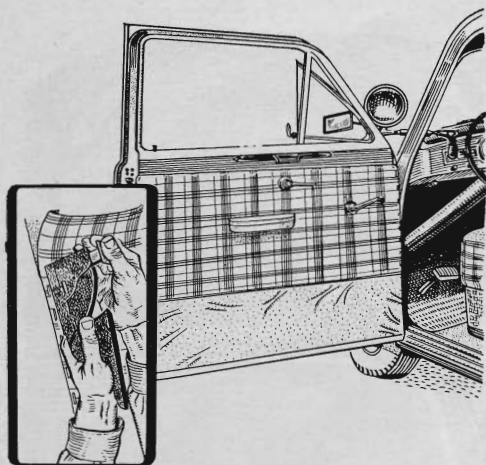
A trouble light usually has a hook only at the top, making it difficult to hang so that the light shines down. Solder a second hook to the back of the reflector, as above, and you will find that the light will be much more convenient to use.



Storing solvent for washing small parts and tools in a service garage is easy this way. A fabric cover keeps dirt out of the metal tank and you can shove the tank back under the workbench when not in use. The slide is made of $\frac{1}{2}$ " rod.



If your trunk won't close because you're hauling too much in it, here is one way you can secure the lid. Cut a rubber band from an inner tube, fasten one end under the lid and the other to an eyebolt locked with nuts to the license plate.




Discarded seat covers can be used to hide soiled or torn upholstery on car doors. Turn the covers with the bottom side out. Cut pieces with an inch to spare on all sides. Turn the edges under. Remove the door panel and staple the cover to it.



To keep on a driveway hidden by snow, line it with cement markers. Grease the inside of a glass jar, pour in cement and insert the bent end of a 3' piece of heavy wire. Remove the jar when the cement has set. Next fall, raise the markers a foot or so.



Pouring gasoline into the tank inlet of a modern car without splashing the finish is always difficult, even with a funnel. A piece of radiator hose clamped to the screw-top opening of a gasoline can will serve as a flexible pouring spout.



Ramps for undercar work can be made by cutting eight 11½" lengths of two-by-six stock. Nail these on edge to make box forms. Nail each box under the end of a 36" length of two-by-twelve plank. Put the ends under the wheels and drive up on the ramps.