



# Hints FROM THE MODEL GARAGE



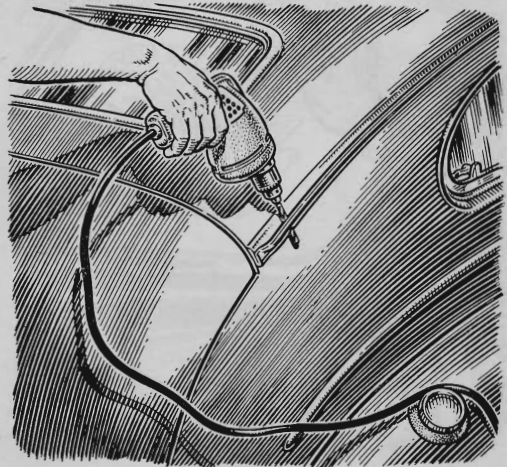
**Paper wrapping** can be removed by dropping a new tire so that it lands on the tread. The casing will flex and snap the paper. Don't use a knife; it may slip and damage the tire. Be sure that no bits of paper get inside, because they can cause tube failure.




**Two handy funnels** for shop use can be made by sawing in two a throwaway type of oil filter. Remove the inside element. Thread two short pieces of  $\frac{1}{8}$ " pipe, screw them into the already threaded holes in each half, and the funnels are complete.



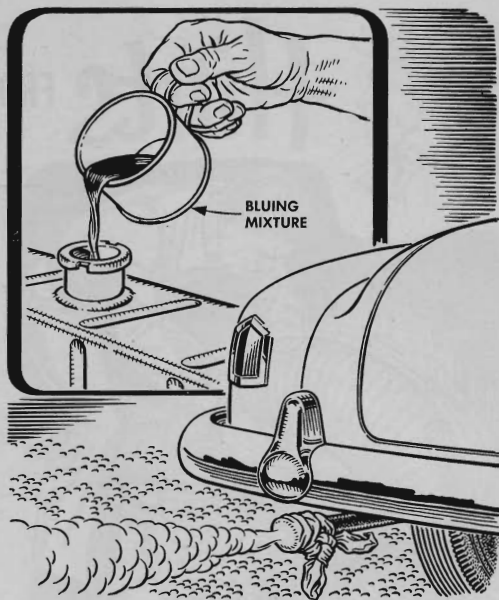
**A used shotgun shell** slipped over the nozzle of a grease gun will protect the coupling and keep out dirt. Dust and dirt that collect in the lubricant are sometimes driven into the grease fitting. A 12-gauge shell fits the nozzle snugly.



**If water drips** from the rain troughs and seeps into the trunk, you can divert most of it by simply closing the trough ends and drilling small holes an inch or so toward the front of the car. Close the troughs with solder or by squeezing them shut.




**Graphite** is the ideal lubricant for a speedometer cable, but getting it into the cable sheathing may be a problem. Here's one way of doing it: remove the inner cable, lay it on a board, apply the thinnest possible line of light oil on it, spray powdered graphite on the oil until the oil is blotted up and replace the inner cable.



**A head gasket** can be checked for leakage by adding two spoonfuls of washing bluing to a cup of permanent antifreeze, pouring it into the radiator, tying a cloth over the tailpipe and running the engine. If there's a leak the bluing will color the cloth. The antifreeze will help you in locating the leaky trouble spot.



**Windshield fog and steam** can be wiped away quickly with a cellulose sponge. It will remove dirt and grease streaks and absorb considerable moisture before becoming saturated. A small inexpensive sponge will do the trick.



**If sand is carried** in a couple of one-gallon, screw-top cans, you can simply pour it under the tires when you get stuck on ice or snow. No need for a shovel to spread it. The cans are better than a box, for the sand can't scatter through the trunk.