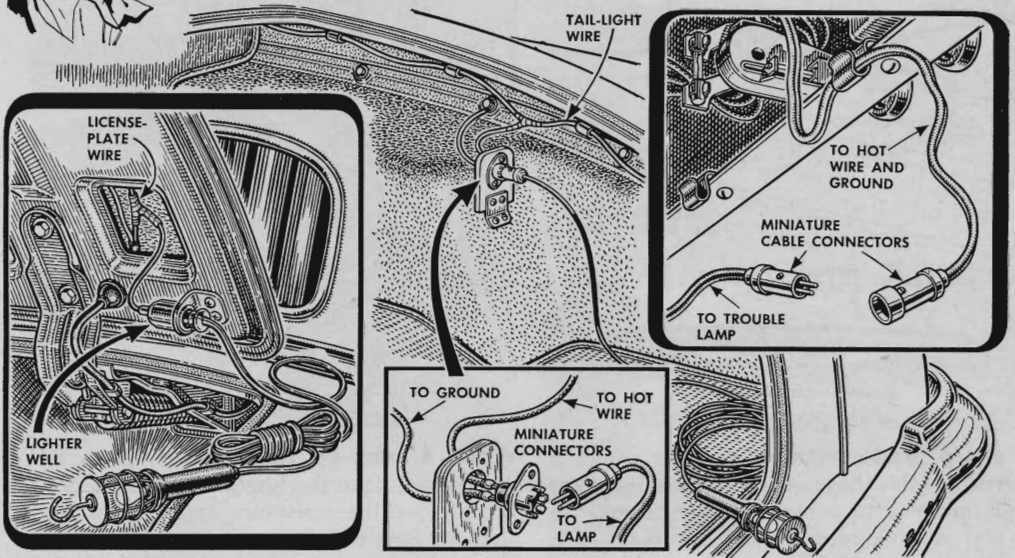




Hints FROM THE MODEL GARAGE




A **trouble-light connection** in the trunk is a handy addition to a car. If you have a light that plugs into the cigarette lighter, an additional lighter well, attached to a bracket under the trunk lid, will extend the range of its usefulness. You can connect

it to the license-plate wire. Miniature cable connectors available from radio-parts stores also offer a convenient means of hooking up a light. Two of these sketches suggest how to use them in connections in the trunk and behind the dash.

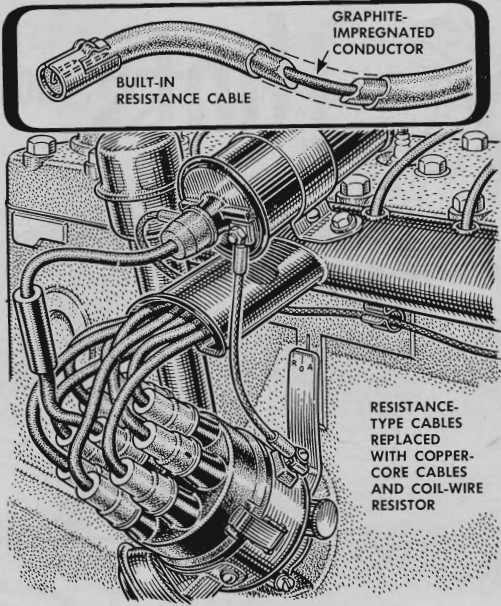
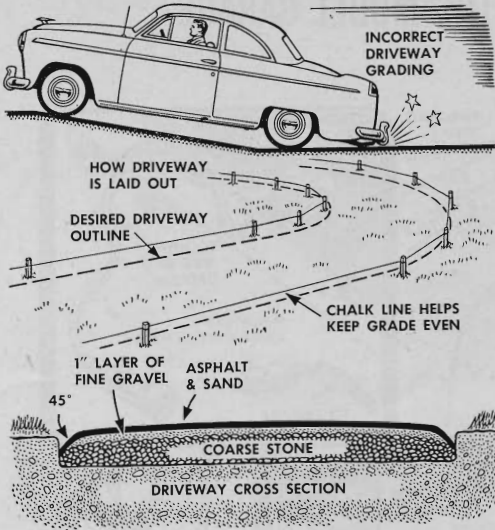


Leaving the doors half-latched when a car is in the garage is a good custom. This will give rubber weather stripping a chance to regain its resiliency.



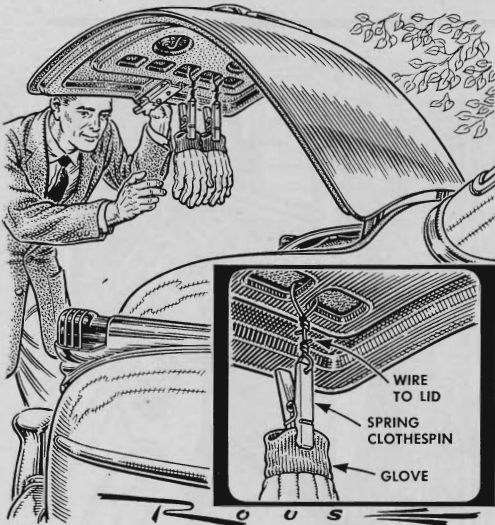
Wall bumpers made by nailing rubber kneeling pads to the wall will keep car doors from being scarred when they are opened in a garage where space is tight.

MORE Hints from the Model Garage

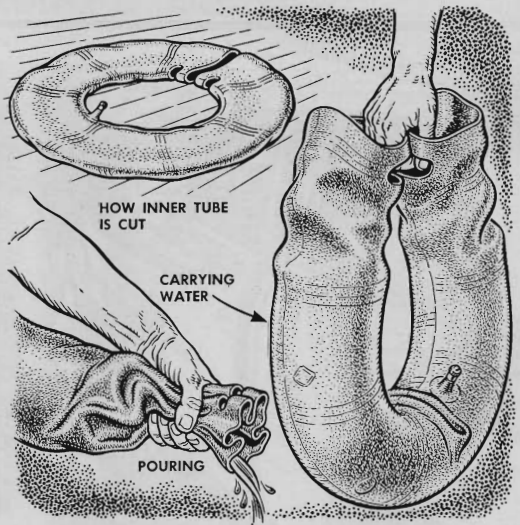


A sharp grade change, perhaps where a driveway joins the street, will cause bumpers and tailpipes to scrape the pavement. So if you are planning a new approach to a garage located above or below street level, lay it out to avoid abrupt grade variations. The sketch shows other helpful points for building a driveway.

When a tune-up fails to restore an engine's pep, have the ignition cables checked if they are the resistance type. New ones may be needed. Otherwise, you might try the trick of one reader who installed regular stranded cables, put a carbon-type suppressor in the coil wire and found the engine showed marked improvement.



Work gloves for changing tires or other roadside jobs will always be easy to find if you suspend them in spring-clip clothespins wired to the trunk lid.



An inner tube cut like this and stowed away in the luggage compartment takes up little space—and will be ready for use if you need a container to carry water.