



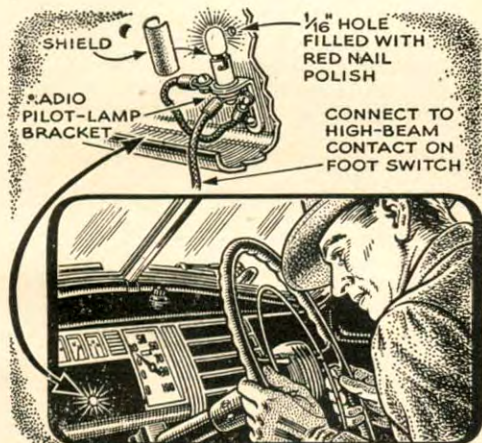
Hints from the Model Garage



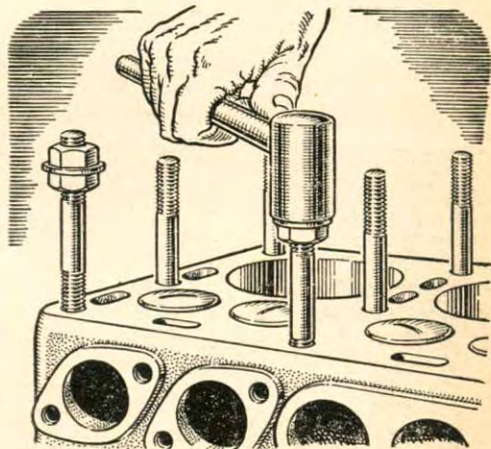
Where's the Funnel? If you can't find it, pour oil in the crankcase this way. Punch one hole in the top of the can and another in the side just under the top rim. Keep a finger over the side hole until it's in position over the inlet.



Refinishing Steering Wheel. Model-airplane dope is better than most paints for refinishing a steering wheel that tends to blacken your hands. It dries hard in a few minutes and is not affected by perspiration as paint may be.



High-Beam Indicator for Old Cars. If your car is an older model not fitted with a high-beam headlight indicator, you can quickly remedy the situation. R. L. Parmenter, of Middleboro, Mass., did the job as shown. Ground one of the lamp terminals. Drill a 1/16" hole through the dash ahead of the lamp and fill it with red nail polish. A fiber shield fitted around the lamp keeps light from showing on the floor.



Two Nuts Tighten Stud. This variation of the old two-nut trick makes it possible to use a socket wrench in reseating studs in an engine block. The washer between the two nuts keeps the wrench from slipping down over the lower one. After the stud has been seated by turning the top nut, the nuts are released by first turning down the lower one with an open-end wrench. This keeps the stud from loosening.