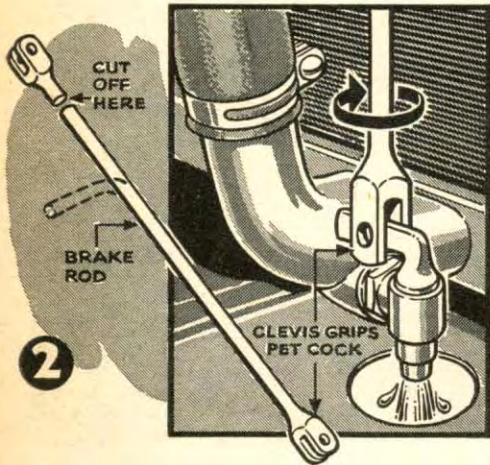


Hints from the



1. Avoid Freeze-ups.

A roll of masking tape has been a valuable item this winter in the Model Garage. Before a car is washed, pieces of tape are placed over the door and trunk locks. Even though some of the cars were taken out at once into below-zero weather, there hasn't been one complaint of frozen locks.




2. Tool Reaches Drain Cock.

An old brake rod may be turned into a handy tool for reaching drain cocks that are difficult to get at. Simply hacksaw off one end and bend to form a handle.

3. It's a Back-up Light Now.

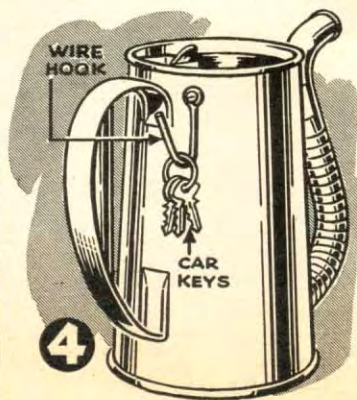
Francis Hewens, of Boonton, N. J., reports he's using a sealed-beam headlight with one filament gone as a back-up light on a car he has. A hole slightly smaller than the rim was cut by drilling overlapping holes. One wire was run from the live filament to a switch on the dash, the other to ground.



4. You Can't Forget the Oil.

One filling-station attendant found that he sometimes couldn't remember, when a customer drove off after an oil change and grease job, whether he had overlooked the important detail of refilling the drained crankcase. As a reminder, he now always hangs the car keys on a hook in the filled measure at the start of the job. Simple, but effective.


Drawings by Stewart Rouse



Model Garage

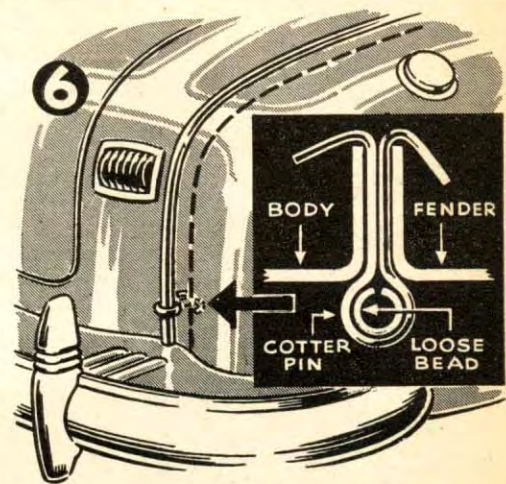
5. Parts Kept in Order.

When J. C. Branstetter, of San Francisco, begins any extensive car repair, he always carries to the job several boxes made by cutting the tops from milk cartons. As he removes bolts and fittings, he keeps each group separate and drops a piece of paper in the container listing where the parts came from.




6. Cotter Pin Holds Bead.

In some cars, a chrome bead finishes off the joint where the fenders meet the body. In time the fabric that ties it to the joint may rot, allowing the bead to spring out. One or more large cotter pins, slid over the bead, pressed into the joint, and then opened out, will keep it in place.



7. Clean the Trunk Gutter.

It's a good idea to clean the gutter around your trunk compartment regularly. If dirt is allowed to accumulate, rain water may seep in even though the lid fits well.



8. Brake Drum Pulls Axle.

Carl Vogel, of Chicago, points out that the brake drum may be used to pull the rear axle on Chrysler-made cars. After removing the wheel, drum, and shaft key, replace the drum and turn up the axle nut four or five turns. Then rap the drum against the nut several times and the axle will come out.

