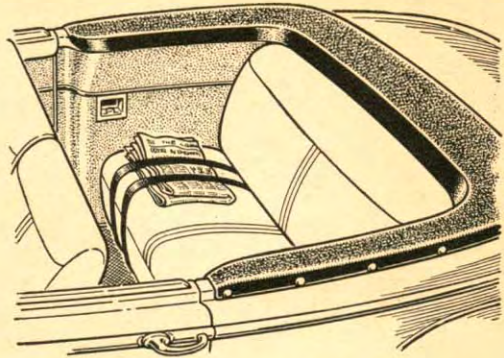


Hints from the Model Garage



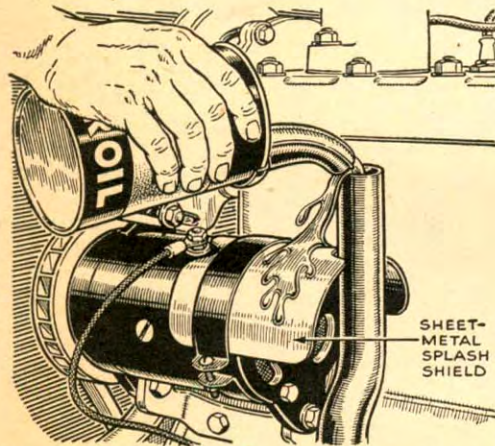
Prevent Overinflation. The new low-pressure tires are sometimes overinflated through carelessness. As a reminder to service-station attendants, paint the correct pressure on the rim beside each valve stem with white enamel, or apply waterproof adhesive tape with the figure inked on. You can also buy markers for your caps.

Straps Hold Back-Seat Items. If you own a convertible, here's a hint that may be useful. David A. Wallace, of Ada, Mich., suggests that one or more elastic straps placed around the rear cushion will keep papers or loose clothing from blowing out while the top is down. The straps won't interfere with passengers.

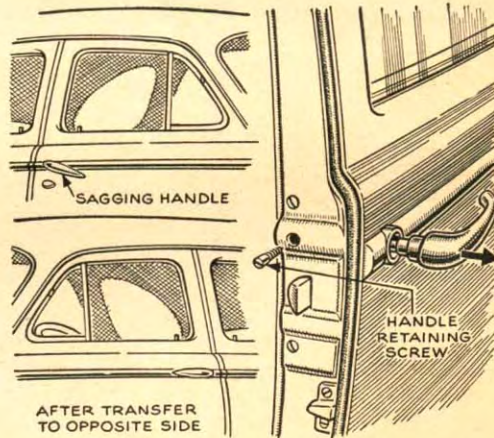


Fan Belt Gives Tow. Forrest F. Starr, of Columbus, Ohio, makes a suggestion that may help you out of a tough spot. "My neighbor's car was stuck in soft ground," he writes. "Having no suitable rope or chain, I used an old fan belt. It

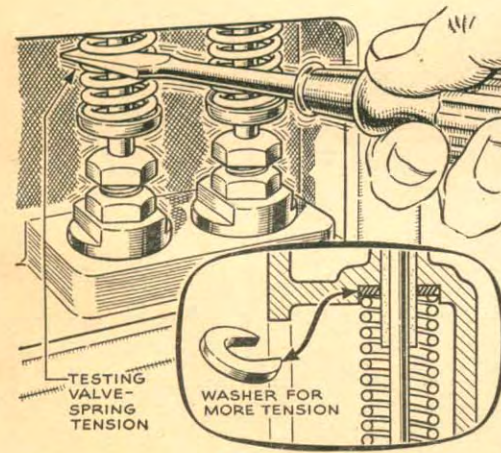
worked surprisingly well, for the stretch in the belt got the car started to rocking without any sharp jerks. I've carried the belt ever since for just such emergencies." As seen above, the belt is especially good when you can't push the stalled car.



Shield Protects Generator. While filling up with oil, you may have noticed that the attendant sometimes allows a little to slop over the filler tube. Ray Wolfram, of Chicago, writes that he finally traced a mysterious generator trouble to such carelessness. Spilled over the generator, the oil had fouled the brushes. To prevent this from happening again, he installed a metal shield as shown.



Reverse Sagging Handles. On some cars the door handles eventually wear enough so that they sag below the chrome strip they were designed to parallel. Don E. Braman, of Little Rock, Ark., found a simple solution for this on his 1941 Chevrolet. Removing the handles, he transferred each to the door on the opposite side. There, since the worn part was up, the handle didn't sag. Three minutes did the job.



Washer Quiets Knock. A knock may occur at idling speed if the camshaft gear is worn and one or more valve springs do not have sufficient tension. W. M. Dierks, of Chicago, says such knocking usually can be quieted in the following way. With the engine idling, insert a screwdriver into each spring. When the knock stops, you've found the faulty one. Force a horse-shoe washer 1/16" thick under the seat.



Plastic Keeps Door Clean. Most everyone these days installs seat covers in a new car, but few give any thought to the door areas, where hands frequently soil the covering material. Frank J. Montemuro, of Philadelphia, is one person who does. Cutting a sheet of clear plastic to fit, he installed it as a shield around the door and window handles on each door. The plastic is easily wiped clean.