

Useful Ideas for the Autoist

A Gong Device to Save You Waits at the Gasoline Station — Simple Tail-Light Cushion — Other Kinks

IT IS certainly annoying to drive up in front of a gasoline pump and then have to blow your horn again and again until someone comes out to fill your tank. If you have had this trouble, why not suggest a remedy to the owner of your gasoline station? As worked out in a western filling station (Fig. 1), the idea is very simple.

The board opposite the pump was taken up from the wooden driveway and set in place again with a hinge at the end farthest from the pump. Then a single-stroke gong was mounted on the side of the pump housing in such a way that a cord could be run from the bell lever down to the end of the board.

When an auto drives up, the front wheel depresses the board and so rings the bell. One clang will always bring the attendant on the run, while he might be deaf to the sound of the auto horn simply because he hears auto horns continuously. The bell means just one thing to the service man: Somebody wants gas!

The same idea could be used in connection with an electric bell located inside the service shop. In that case the hinged board should be connected to a switch of the type used for stop lights.

ADENT in the mud guard of your car is not pleasant. At the same time, it does not interfere with the operation of the auto. But if some other motorist bumps into you in such a way that the tail-light is broken, you are likely to get a ticket from the police officer before you discover the damage.

A neat way to insulate the tail-light against jars and bumps is to mount it on a piece of rubberized fabric as shown in Fig. 2. A piece cut from an old auto tire will do. The lower end of the piece is bolted where the light was, and then the latter is bolted to the top so a jar will bend




Fig. 1. The front wheel of the car, rolling over the loose board, rings the bell and calls the gasoline pump attendant. One clang brings him

rather low on the side of the engine. If it is as high as the air intake of the carburetor, there would be no use in fixing the distributor, because the motor would be

RUBBER BRACKET

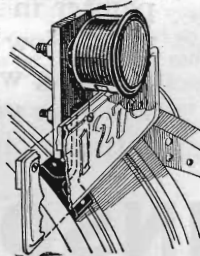


Fig. 2. A rubber bracket saves your tail-light from being smashed in minor rear end bumps

the fabric instead of smashing the light.

Arrange wire connection with enough slack so that bending bracket will not break wire.

FORDING a creek with an automobile successfully depends on whether or not the water gets at the ignition to short-circuit it. One way of protecting the high tension wires that lead from the distributor to the spark plugs is to fit a section of old inner tube as shown in Fig. 3. The lower end should be tight enough so that water cannot leak through.

Of course this arrangement would be of no particular use except in cases where the distributor is located

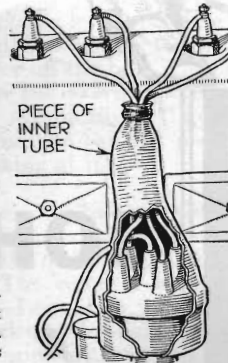


Fig. 3. A timer covered with rubber in this way operates under water when fording rivers




Fig. 4. Keep always before you a record of the last time the car was lubricated so that you will not easily forget when it was done

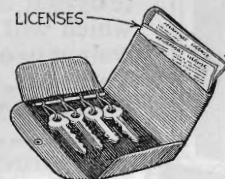


Fig. 5. If you keep your auto keys in a key container, you can keep the licenses in the pocket, and always have them with you

to fit a water-tight pipe over carburetor intake with opening up near cylinder head.

ONE simple way to remember when you lubricated the car last is shown in Fig. 4. A piece of celluloid is cut in a strip narrow enough so that it will not cover the figures on the speedometer dial. The cover of the instrument is unscrewed and the slip placed between the rim and glass so it will be against the glass but on the outside. Then you can jot down on the strip the speedometer reading when you go over the car and thoroughly lubricate it. Allow the figures to remain as a warning until the next time, when they can be erased and new figures inserted.

TO MAKE sure that your automobile driving license and car license will always be on hand when you are in the car, use one of the folding leather key containers for your automobile switch keys (Fig. 5). You can put the license for each member of the family in the pocket of the same container. You can't start out in the car without the keys, and the licenses will always be with them.

CLEANING the top of the car is a nuisance, and consequently many auto owners neglect the job until the top gets exceedingly shabby. An ingenious way to keep the top clean is to fasten a strip cut from an old blanket across the garage just inside the door (Fig. 6), so that every time you drive in or out the top will be brushed off. The lower edge of the strip should extend considerably below the lowest part of the top.

UNLESS the needle valve that is controlled by the float in your automobile carburetor is absolutely tight, you will find it worth while to shut off the gasoline between the vacuum tank or main tank and carburetor whenever you are going to leave the car standing idle for several days at a time. This will prevent wasting gasoline through a slow leak.




Fig. 6. An auto top cleaner of this type works automatically and will save you a lot of bother. Use a blanket or soft material

Ten Dollars for an Idea!

CLIFTON E. JACKSON, of Los Angeles, Calif., wins the \$10 prize this month for his suggestion of a bracket to protect your tail-light (Fig. 2). Each month POPULAR SCIENCE MONTHLY awards \$10 in addition to regular space rates to the reader sending in the best idea for motorists. Other contributions that are published will be paid for at usual rates.

stopped anyway as soon as water started to flow into the air intake.

In such a case it would be necessary