



Tricks for Motorists

Slide Makes Luggage Compartment Easier To Load

DEEP automobile luggage compartments are easy to load or unload with the home-made sliding rack pictured at the right. A board about as wide as the compartment and half as deep is fitted with small casters, permitting it to slide back and forth. A narrow strip of wood nailed to the rear edge of the board serves as a stop. Reaching and stretching is thus eliminated by first loading the board, sliding it all the way back inside the compartment, and then packing the cleared space left unencumbered after the slide is out of the way.—A.H.W.




Heater for Repair Creeper Keeps Mechanic Warm

AUTOMOBILE mechanics working for long periods on a creeper underneath a car often suffer discomfort and sometimes catch colds because of the damp, cold concrete floor directly beneath them. Diagrams reproduced above show how a twin heating unit can be attached to a creeper to keep the mechanic warm during prolonged work under a car. The heaters consist of electric-iron elements mounted in asbestos-lined trays and connected in series so that each operates safely on half the normal voltage of the electric supply to which they are wired. An extra resistance element may be added to the circuit if desired.—W.C.W.

Converting Old Hammers into Handy Fender Tools

OLD discarded hammers can be converted into valuable fender tools at little or no cost by providing them with large dome-shaped heads of lead. Simply melt up the lead from two old car batteries in a ladle or other cup-shaped container. Then immerse the hammer head in the molten lead so that it is close to but not on the bottom. Lead and hammer are then allowed to cool, care being taken that they are not disturbed meanwhile. When cool, the tool is ready for use in fender repairs.—C.R.L.



Each of the tools above was made by immersing the hammer head in a ladle of lead and letting it cool

**IF I HAD
ONLY
KNOWN**



Do you know that regardless of how much fire insurance you carry—you cannot collect one penny until you give a complete list of destroyed and damaged property? If you should have a fire tonight, it would be almost impossible to recollect tomorrow everything that was missing.

Get this free Household Inventory Booklet. It helps you make a complete list *before fire strikes!* It suggests objects frequently forgotten. It lists rooms one by one. Make an inventory right away and keep it in a safe place. It will save you work, worry and dollars and cents if you should have a fire. Send the coupon. It costs nothing. No obligation.



**THE AMERICAN
INSURANCE GROUP**
15 Washington St. (Dept. 1115)
Newark, N. J.

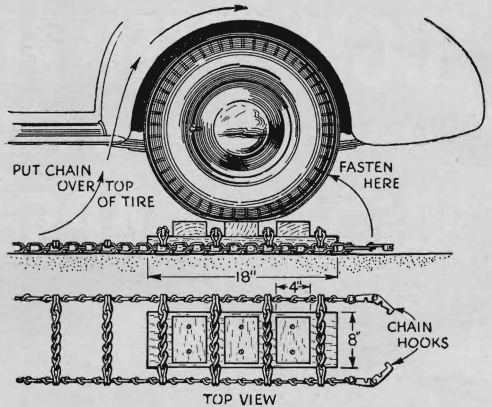
Without charge or obligation,
please send me your Household
Inventory Booklet.

Name *M* _____

Street _____

City _____ State _____

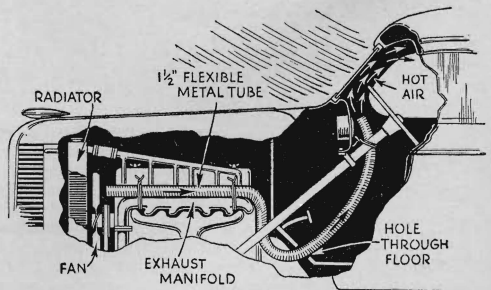
Portable Ramp for Wheel Aids in Fitting Chains



TIRE chains can be put on car wheels quickly and easily by using the simple portable wheel ramp shown above. Three blocks, each measuring two inches by four, are screwed to a plank eight inches wide, and spaced so that the chain cross links fit loosely between them. With the chain laid over the blocks, as pictured above, the car is driven onto the board and the chain wrapped around the tire and hooked fast. Allow enough space between the blocks so that the cross links of the chain can be shifted and adjusted for a close fit around the tire casing.—A. C. S.

Flexible Metal Tube Serves As Defroster

AN EFFICIENT windshield defroster can be improvised from flexible spiral tubing, using the exhaust manifold as a heat source. Wire a length of the tube to the manifold with the open end near the radiator fan. Extend the other end through a hole in the floorboard and fasten it with a length of wire or adhesive tape to the steering column, as pictured in the drawing below.—S. M. C.



HEAR CLEARLY

with new Aid by Bell Telephone makers!



Western Electric
HEARING AID
Ortho-technic Model

DEVELOPED by sound-transmission specialists at Bell Telephone Laboratories—built on NEW PRINCIPLES in hearing aid design—this new Audiphone helps you to

Hear clearly in group conversations, enjoy social contacts;

Widen your hearing circle—hear distinctly at theatres, concerts, etc.;

Hear in any position—no "cut-off" when you lie down or recline;

Enjoy natural tone with either air or bone conduction;

Reduce expense—batteries last much longer, in spite of greatly increased sound intensity.

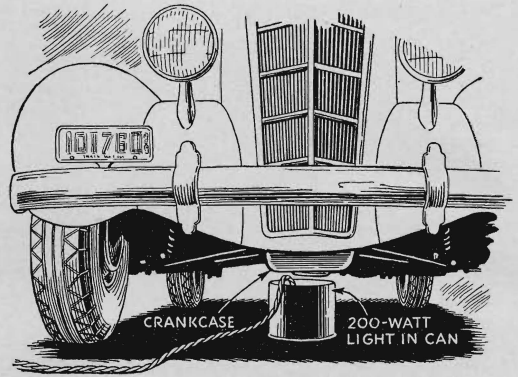
Your dealer will assemble the new Audiphone to meet your exact needs as shown by scientific Audiometric tests. *Try it!*

GRAYBAR ELECTRIC CO., Graybar Building, New York.
Please send details on New Western Electric Audiphone (Ortho-technic Model) and name of nearest dealer. PS-38

Name.....

Address.....

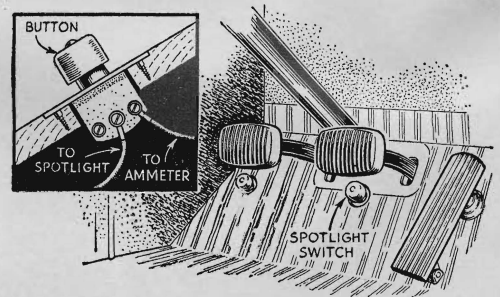
City..... State.....



Heat from Electric Bulb Warms Engine Crankcase

EVEN though a motorist keeps his car in an unheated garage, it will start easily on cold mornings if the oil in the crankcase is kept warm by the following method: Cut off the top of an empty five-quart oil can, and place in it a 100 or 200-watt electric bulb supplied with current by an extension cord. Shove the can under the crankcase at night and switch on the bulb. Heat from the lighted lamp will keep the crankcase oil warm, permitting the engine to turn over rapidly when the starter button is depressed, and insuring quick and easy starting for the motorist in the morning.—L.S.

Spotlight Is Controlled by Extra Switch on Floor



A HEADLIGHT dimmer switch is a convenience for turning a car spotlight on or off. When driving at night, the spotlight switch, placed on the floor between the clutch and brake, makes it unnecessary for the motorist to take his hand off the wheel to cut out the spotlight as another car approaches. How the auxiliary switch is installed is pictured in the drawings above.—R. E. S.