


Useful Hints for Motorists



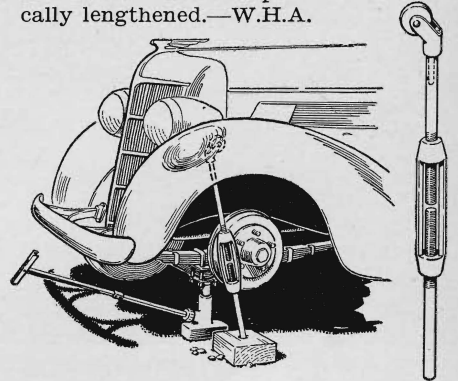
Shelf mounted on old luggage carriers extends from the wall

○ LD luggage carriers of the lazy-tongs type, used on car running boards, can be adapted to form a movable tool shelf for the garage. Fastened to the ends of a simple wooden shelf,

two of the spreaders are attached to the garage wall so that the shelf can be pulled out to a handy position for the home mechanic working over a car motor.—A.H.W.

Caster Removes Dents

DENTS in car fenders can be removed without hammering or marring the finish with a homemade tool consisting of a heavy turnbuckle with a sturdy furniture caster fitted into one end. As illustrated below, the turnbuckle is placed against a wood block, adjusted until the caster meets the underside of the dent, and worked back and forth from below as it is periodically lengthened.—W.H.A.




How the caster is mounted for rolling out dents



Cleanser Curtains Car

HOUSEHOLD cleanser, rubbed on the windows of an automobile with a damp cloth, provides temporary curtains when the car is used for changing clothes at a bathing beach. The cleanser is easily removed by wiping the windows with a dry cloth.—H.A.W.

Suction Cups Fit Ladder for Car Washing




The cups are bolted to U-shaped pieces of strap iron attached to the top ladder step

SUCTION cups attached to the top step make it possible to lean a step ladder against a car while washing it, with little danger that the ladder will slip or that the top step will scrape and mar the body finish.—K.M.

Patches Silence Door

BY CEMENTING ordinary rubber tire patches to the jamb of a car door you can eliminate any play between door and jamb that may be causing annoying rattles in the latch.—W.H.



SANDPAPER, GLUED ON

Tube-Patching Rougher

A HANDY "rougher" for preparing inner tubes for blow-out patches can be made from sandpaper and a wooden sewing-thread spool. Cut out several disks from a sheet of sandpaper and apply them to the spool ends with glue or shellac.—H.A.

Dust Mop Is Handy Polisher

LAST-MINUTE polishing of a car before setting off for a drive can be done safely without fear of getting dirt or grease on your clothes by using an ordinary long-handled dust mop to do the job. Be sure to use a new mop, however, not one that is saturated with floor polish or wax, which would dull the polish on the car body. A mop for the purpose may be kept always at hand.—M.P.



Last-minute polishing can be done easily without soiling the clothes