
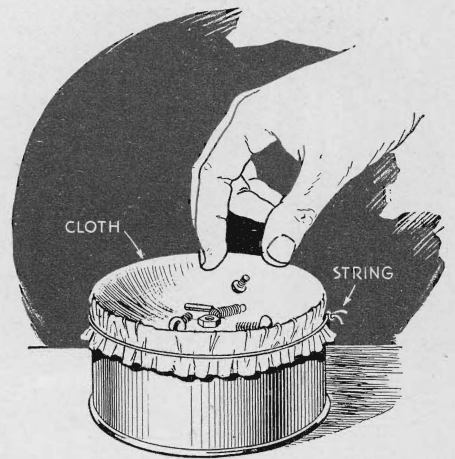


Timely Aids for Autoists

Oil Spray Aids In Drying Ignition Wires



When a car won't start due to moisture that has collected on the ignition wires leading to the spark plugs, get an inexpensive spray gun of the type used for insecticides and sold at most five-and-ten-cent stores for a dime. Then fill it with kerosene, pump the handle a few times, and spray the oil on the cables until they become coated with a thin film of the liquid. The moisture that is causing the short will tend to float on the surface of the oil where it can easily be wiped off with a dry cloth. I have used this method successfully a number of times to start automobiles when all the other methods I have heard of ended in complete failure.—K. M.

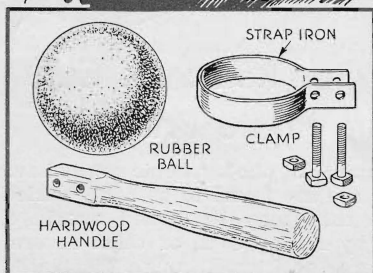



Handkerchief and Can Form Parts Holder


A CONVENIENT holder for small parts can be made by tying a handkerchief around a tin can. The center of the cloth bags down to form a safe receptacle for nuts, screws, bolts, and other small parts while a repair job is under way.—A. H. W.

Rubber Fender Mallet Made from Toy Ball

A SERVICEABLE rubber mallet for repairing damaged fenders can be made for about fifteen cents. Buy a sponge-rubber ball about three inches in diameter at your neighborhood toy store. Drill two sets of holes in a strip of scrap iron and bend this around the ball. Insert long bolts into the holes and through the end of a hardwood handle as indicated in the drawing below. When the clamp is tightened, the ball will puff out at both ends to form a sturdy mallet.—H. A.



How the ball, clamp, and handle are assembled. A rubber band protects the pump hose at left




Tiny Groove on Spout Improves Oil Can

SOMETIMES it is both awkward and hazardous to reach around a car engine, lift the hinged cap of an oil cup with one hand, and squirt in oil from a can held in the other. To solve this difficulty, I filed a groove around the tip of the oilcan spout. Now the job can be done with one hand, as the groove catches the edge of the cup to swing it open.—A. M. C.

Handy Bottle Warmer Uses Engine's Heat

MOTORISTS who take their young infants along on automobile trips will appreciate an inexpensive bottle warmer for heating the baby's formula. Drill a hole in the bottom of a tin can that will just accommodate the nursing bottle, and make a wide opening in one side. When clamped on the exhaust manifold, as shown, the engine heat warms the milk. Cap the bottle to keep out engine fumes.—T. E. U.



Rubber Band Protects Hose On Pump

CONSTANT kinking of the hose at the base of an automobile tire pump soon causes it to crack. To overcome this, I wrap a wide rubber band around the hose and pump barrel as pictured at the left. Although it allows the hose to move freely, it prevents damage caused by kinking.—W. A. H.