

Timely Hints FOR CAR OWNERS

Leather Pad Protects Rumble Seat

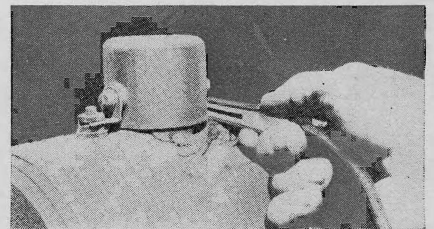
AFTER trying in various ways to protect the rumble seat in my car from the wear and tear caused by passengers stepping on the upholstery when they climb in, I hit on the idea illustrated at the right. Buying a rectangular piece of soft leather for a few cents, I fastened one end of it under the front edge of the

seat. Now when passengers climb in, I simply place the pad over the seat. When not in use, it can be folded out of the way. Besides protecting the upholstery, the pad also serves to keep the seat clean.—G. J.

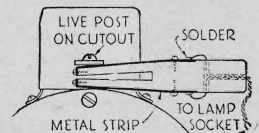


Trouble-Light Plug

RESEMBLING a telephone plug, the handy attachment illustrated makes it an easy matter to connect a trouble light into a car's battery circuit. Made from a piece of springy wood and provided with two strips of copper or brass to form contacts, the connector in use is inserted under the terminal clip at the side of the generator cut-out. The upper metal strip contacts the cut-out terminal, and the lower strip completes the circuit by touching the generator frame. A slot cut in the tip of the plug supplies sufficient springiness to insure good contact.—W. C. W.

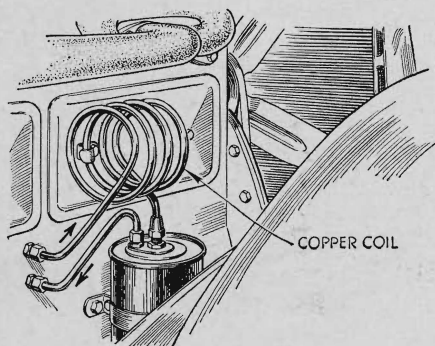


A connector, made as shown at right, inserted under the cut-out terminal will provide power for a trouble lamp



Rubber Strip Stops License-Plate Rattle

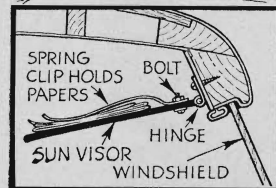
LICENSE plates that have a tendency to rattle can be silenced easily by installing a narrow strip of rubber between the plate and the mounting bracket. The rubber can be cut from an old inner tube or from a discarded section of rubber floor mat. If thin rubber is used, several layers may be necessary to insure against any possibility of metal-to-metal contact. Holes should be punched in each end of the rubber to take the mounting bolts.—W. C. F.



Inexpensive Oil Cooler

WITH a six-foot length of copper tubing, the amateur mechanic can provide his car with an efficient oil cooler. The tubing, equal in diameter to regular oil-feed pipe, is wound around a five-inch diameter pipe to form a spiral and connected as shown into the oil-pressure line. The air from the fan, circulating around the coil, will cool the oil and prevent excessive thinning. To prevent vibration, one or two turns of the coil can be rigidly anchored to the motor block.—E. J. N.

Stores Road Maps Over Sun Visor



Spring clips mounted on the rear face of a car's sun visor provide a handy storage place for road maps and other papers

FINDING that the adjustable sun visor on my new car provided a handy place for storing road maps, letters, and other papers, I installed two clips to hold them in place when the visor is pulled down. The clips, bent from spring steel, were mounted with small bolts passed through holes drilled in the visor. When touring, I fold the map so the desired portion is exposed and slip it under the spring clips where it can be referred to easily and quickly. The clips also provide a handy place for storing sun glasses.—E. E. S.

Valve Springs Stiffen Old Radiator Hose

MANY motor overheating problems can be traced directly to an old and weakened hose connection on the vacuum side of the radiator. At high motor speeds, the thin walls of the weakened hose collapse under the vacuum produced by the increased flow of water and completely stop the flow. Although a new connection is the best remedy, an inexpensive emergency repair can be made by disconnecting the lower end of the hose, inserting a few old valve springs, and refastening the connection. The springs will offer no appreciable obstruction to the circulation of the water, but will prevent the walls of the hose from collapsing.—W. L. B.



Waxing Plated Parts

HEAVY waxed paper of the type used to wrap bread forms a handy material for protecting the plated metal parts on your car from rust. Warmed and rubbed briskly over the metal, it will deposit just enough wax to form a protective coating.—G. A. T.