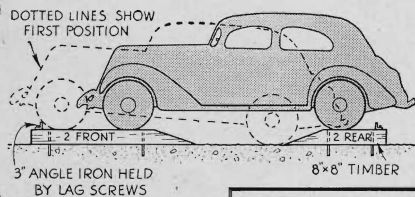



THE MONTH'S BEST Auto Ideas

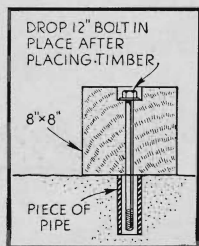
Time-Saving Suggestions
For Car Owners Made by
Our Experienced Readers



Removable Car Ramp


WITH four beveled blocks as shown above, the home mechanic can equip his garage with a removable ramp.

The front blocks are put in place first and the front wheels driven up on them. Then the rear blocks are placed and the car driven in reverse until the rear wheels are raised.—J. D. M.



Roller Map Holder

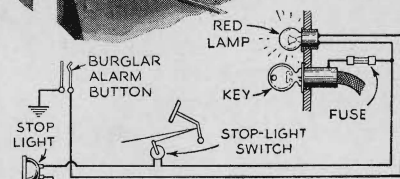

MOUNTED on the steering column of your car, the easily made roller map holder illustrated will simplify the problem of following routes during summer tours. Before the trip begins, cut the map of the route to be followed into 2½-inch-wide strips, paste the sections on a length of wrapping paper, and roll the continuous strip on the two metal camera spools (No. 116) that form the rollers. As the trip progresses, it is necessary only to roll the map from one spool to the other to have always before you the part of the route over which you are traveling.—I. S. S.



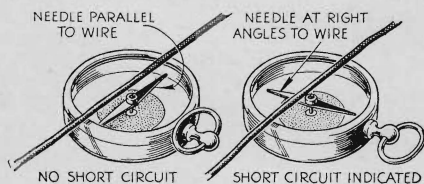
Drawing shows details of map holder and how it is mounted on steering-wheel post

Dash Pilot Warns of Open Car Door

AFTER ripping two doors off my car in trying to back out of my garage, I decided to rig up some sort of telltale that would warn me when I had left a door open. Installing a red lamp on my dash, I connected one terminal to the ignition switch and the other to one leg of an inexpensive push-type burglar-alarm button mounted on each door. These switches are so constructed that they complete the circuit whenever pressure is removed from them, in this case brought about by the door being open. So, when the ignition is turned on and any one of the doors has been left open, the pilot light glows a warning and continues to glow until either the door is closed or the car's ignition switch has been turned off.—M. G.

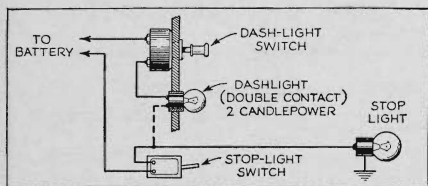


Alarm buttons on all doors cause dash light to glow if a door is open while ignition is on



Tracing Short Circuits

IN REPAIRING car wiring, an inexpensive compass will prove a valuable tool for locating grounded wires that are causing short circuits. Hold the compass in your hand until the needle comes to rest. Then, with both the ignition and lighting switches turned off, place the compass under each wire in such a way that both the wire and the needle line up. Any wire carrying current due to a short circuit will be its own detector, causing the needle of the compass to swing to a position at right angles to itself.—D. B.

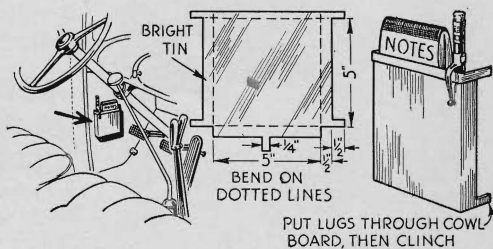


Stop-Light Telltale

Any double-contact dashboard light can be made to serve as a stop-light indicator simply by substituting the one wire shown by the dotted line in the diagram for the bulb ground connection. When the stop light goes on, this light dims.—G. C. C.

Notebook and Pencil Holder

THE problem of storing a notebook and pencil in a car so that they will be handy to the driver can be simplified by installing a holder on the left-hand cowl board. A suitable pocket can be made from a five-by-seven-inch sheet of tin cut from an old can. Shaped as shown, it can be attached to the side panel simply by pushing the short lugs through slits and clinching them on the inside. Besides notebook and pencil, the holder can be used as a storage place for the spare-tire key, insurance accident report, sun glasses, and any other small articles that



PUT LUGS THROUGH COWL BOARD, THEN CLINCH

the driver likes to have handy when he is on the road. Artificial leather glued to the outside of the pocket after it is in place will improve its appearance.—D. J.