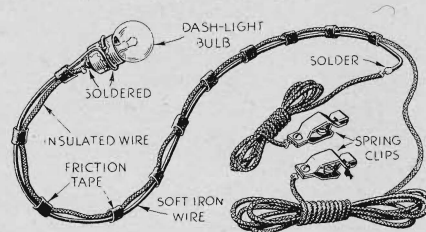



Timely Hints FOR CAR OWNERS

"Gooseneck" Trouble Light

WHILE extracting a loose bolt from the flywheel housing on a car recently, I devised the "gooseneck" trouble light shown. Selecting a 7/16-inch dash-light bulb, I first soldered a six-foot length of flexible insulated wire to the center base terminal. Then I soldered a length of soft iron wire to the outer shell of the base. Finally, to the ends of both wires I soldered spring



clips. The clip from the iron wire is attached to the car frame, while the insulated wire is clipped to the opposite battery terminal. Being pliable, the iron wire can be bent into almost any shape to fit into any size opening.—J. A. B.



Bent radiator-grille rods being straightened with clothesline

Fixing Radiator Grille

IN AN accident recently, the decorative radiator grille on my new car was bashed in. When a garage man told me what it would cost for a new unit, I decided to try and straighten the old one myself. First of all, I secured a piece of strong, small-diameter clothesline. Looping the rope around one of the damaged uprights, I pulled cautiously but firmly. Bit by bit, I coaxed the bent rod back into place and in less than an hour I had taken the kinks out of all the uprights and the grille was back in shape and as good as new again.—J. P. W.


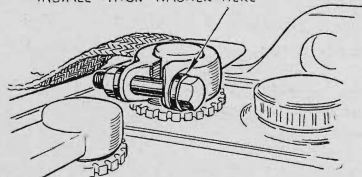


Removing Tire Patches

OLD tire patches can be removed quickly by making use of the heat of your car's exhaust manifold. Simply hold the tube and patch against the hot surface of the pipe for several minutes. When the patch is thoroughly warmed, it can be peeled off easily without damaging the surface of the inner tube.—E. J. N.

Washers Keep Cable Bolts from Sticking

INSTALL THICK WASHER HERE




At top, the wheels are being run onto the inclined ramps. Above, ramps in level position

Automatic Lifting Ramps

PORTABLE ramps that will lift a car automatically can be made from two pieces of heavy planking and a few scraps of two-by-four. To raise the car, the ramps are placed in front of the wheels as shown in the top photograph. As the car is driven forward under its own power, the wheels climb the ramps and, when the weight passes the center supports, tip them into a horizontal plane.—P. R. T.

Handy Portable "Dolly"

FROM a sheet of asbestos or wall board, the car owner can make a handy portable "dolly" to protect his clothes when making repairs under his car. It consists simply of five slats, each six inches wide, hinged together with strips of stout canvas or leather. By placing the hinges on alternate sides as shown below, the "dolly" can be folded.—J. L. M.



Folding "dolly" in use for roadside repair work

Sleetproofing a Wiper

BY ALTERING your regular windshield wiper slightly you can make it work effectively during the heaviest sleet and snow storms. Fold several thicknesses of soft cloth over the rubber wiper blade to form a pad, and fasten it in place with two rubber bands placed at the ends. Then soak the pad in glycerin. One application lasts for several storms.—K. M.

