


Helpful Kinks for Your Car

A Clearing House for Ideas that Readers Have Found Useful in Caring for Their Cars


GETTING a jack under the average low-slung modern car presents a real problem. However, with the easily made portable wheel ramp shown, it is as easy as backing up a hill. Folded, the ramp can be stowed away under the front seat. Open, it provides just the right incline to lift the wheel and allow the jack to be eased into place. Because it is constructed in three sections, two heights are available. Choice depends on the purpose to be served.—B. B.



Drawing shows how woman driver can back car onto two-level portable ramp, for quick change of tire. The jack slides in easily. Sketch in insert gives dimensions of ramp

Cleaning Overflow Pipe

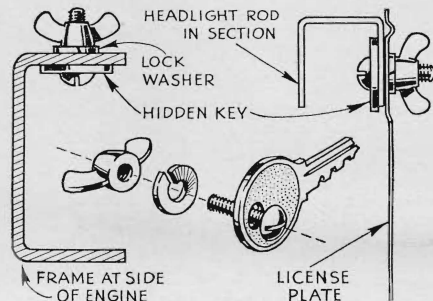

FOR cleaning a radiator overflow pipe, the thin braided wire core from the inside of an old speedometer cable forms an ideal tool. Simply cut off one of the solid ends and feed the cable into the pipe from the top. Being flexible, it will slip into the pipe easily and its sharp end will cut through any scale or sludge that may be causing the stoppage.—E. J. N.



Flexible wire clears radiator overflow pipe

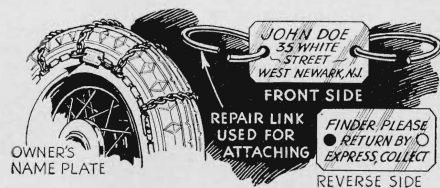
Seal for Rumble Seat

TO PREVENT rain, cold air, and dust from seeping into the rumble seat of my roadster when the cover is down, I formed a seal by making use of sponge rubber in the manner shown in the illustration. The sponge rubber I obtained by purchasing several ten-cent knee pads. Cut into strips and stuffed into the rain channel it forms an excellent dust-proof washer or gasket when the rear deck is closed.—S. D. B.



Hiding Spare Key

INSTEAD of leaving the spare keys to your car at home, hide them on the outside of the car where they will be handy when you want them. By means of a small bolt, a lock washer, and a wing nut, they can be fastened to any one of the number of hidden holes that spot your spare-tire carrier, your trunk rack, license-plate bracket, or the frame of the engine under the hood. To keep the keys clean, wrap them in a piece of oilcloth before placing them on the bolt.—E. E. S.




Tire-Chain Tag

YOUR chances of losing one of your tire chains will be greatly reduced if they are fitted with simple identification tags like the one shown. The plate can be of brass or aluminum or any similar metal and the printing can be embossed upon or scratched into the metal with a nail, a punch, or an awl. Brass repair links will serve admirably to attach both ends of the tags securely to the side chains.—G. A. I.

Dashboard Watch Holder

HAVE you often wished for a clock in your car? By fastening two suction cups together with a U-shaped piece of tin or brass, you can make a handy flexible holder that will allow you to mount a "dollar" watch on the dashboard. To make the two suction cups stick fast, wet them with glycerin instead of water.—E. F. S.



Handy Goggle Holder

AFTER mislaying and breaking more than a half dozen pairs of driving goggles, I hit on the idea illustrated below. The case was fastened to the dashboard by removing one of dashboard screws and replacing it through a small hole drilled in the bottom of the case. For convenience, the case was mounted with the hinge toward the bottom, making it possible to remove or replace the glasses with one hand. Incidentally, the case also provides a handy place for storing an extra package of book matches.—A. E. MACN.

