


MONTH'S BEST AUTO IDEAS




Ingenious Methods Found by Our Readers to Solve Common Problems in Cars

Mirror Hung in Garage Is Handy in Many Ways

IN MY garage I have a large mirror salvaged from the attic and hung on the rear wall. When I drive in or out, it helps me to keep the car in the center, away from the walls. At night, it gives me a quick check on my headlights, and when I work on the light wiring, it does

away with the necessity of running around to the front of the car every time I try to make a faulty headlight work. The mirror is the handiest addition I have made to my garage in recent years. I am always finding new uses for it in working on the car by night or day.—J. C.



Built-In Trouble Light

A HANDY trouble light can be made from a spare headlight lamp, any bayonet-type socket, a few feet of wire, and an ordinary battery clip. First, connect two short lengths of wire to the socket. Bare one wire for two or three inches and to the other fasten the spring clip. Then wrap the bare wire around one radiator stay to serve as a ground, hang the socket on the same stay, and screw in a bulb to complete the job. To use the light, simply snap the battery clip onto the terminal at the top of the starter motor to complete the circuit. This eliminates the clumsy length of wire that forms a part of most trouble lights, and the trouble of mounting a socket and switch on the cowl wall.—R. W.




Breaker Point Dresser

RECENTLY when my car failed to start and inspection showed that the breaker points needed cleaning, I found that my tool kit lacked a thin file as well as emery cloth. When I was about to give up, I spied a safety-match box on my bench. Folding the box flat to expose the abrasive strip, I went to work on the points. In a few minutes I had done a professional cleaning job and my car started without further trouble.—C. E. P.


Lifting Heavy Wheels

LIFTING a wheel into place on a jacked-up axle is not always an easy task, especially if the tire is heavy. However, if you have a modern screw jack, you can use its folding handle as a lever to lighten the work. Simply open the joint a few inches, place the opened ends under the tire, and lift up. You'll be surprised how easily the wheel will slip into place. The drawing below shows how the handle is placed.—W. C.

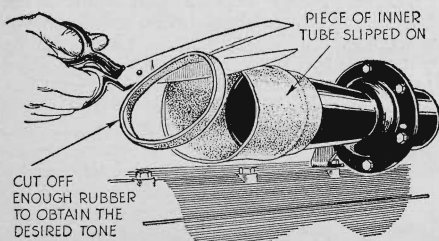


Fixing A Noisy Muffler

WHEN a muffler suddenly becomes noisy, nine times out of ten it is due to open seams in the casing caused by vibration or a backfire. Generally, it can be quieted by sealing the leaky seams with ordinary asbestos furnace cement. Mix the cement to a paste and spread it on, making sure that it sinks into the openings. The open seams can be found easily by their soot-blackened appearance. Since it resists heat, the cement will not be loosened by the exhaust fumes.—C. A. I.



Asbestos furnace cement, spread on the seams of a noisy muffler, will silence it effectually



Changing Horn's Tone

CAR owners who dislike the sound of their car's horn can change its tone by slipping a length of inner tubing over the end. It is best to start with a section about a foot long, clipping off an inch at a time, as shown at left, until just the right note is obtained. The tube lengthens the sounding horn.—H. A.