


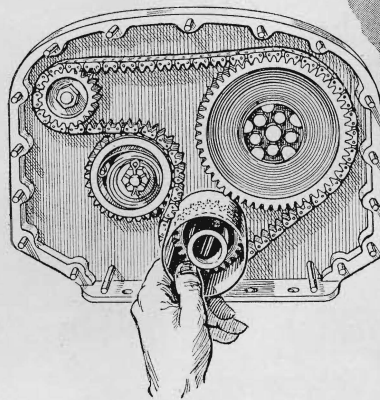
Helpful Hints for MOTORISTS

New Ways of Doing Things Described
by Our Readers for All Car Workers




When a tight shackle bolt stops the lubricant, jack up the car and tap with a hammer

WHEN lubricating a car equipped with a pressure system, one frequently encounters a tight shackle bolt that has become clogged with old lubricant. Being caked, it forms a tight plug that resists the pressure of the lubricating gun. To loosen such a bearing, simply remove the weight of the car from the spring and tap the bolt with a hammer as the new lubricant is forced in. The free bearing, plus the jarring and the pressure, generally will loosen the old lubricant. In jacking the car up, place the jack under the frame near the spring in question and raise the frame just enough to bring the wheel to the point where the tire is barely touching the ground.—R. McC.



than the crankshaft gear. After the chain has been lifted free, slip the can over the gear. By preventing the gear and chain from meshing, the can will make it possible for you to insert the crank and turn the gear until the reference marks are in their proper locations. When the adjustment has been made, remove the can and the chain will then easily slip back into place.—R. M. C.

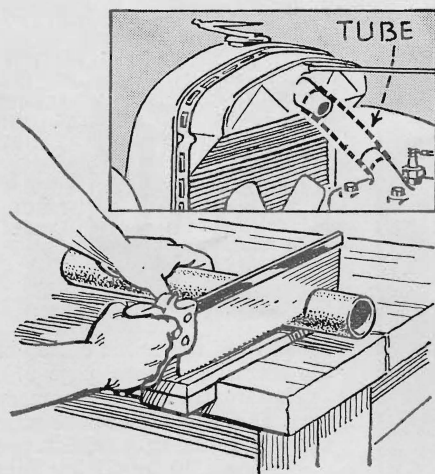


Anti-Steam Windshield

WITH some felt, a section of glass cut from an old windshield, two easily made clamps, and a few blocks of rubber, you can fit your car's windshield with a valuable anti-steam glass. As shown in the illustration, the felt holds the inner glass away from the windshield proper, forming an air pocket that will prevent steam from forming and obscuring the driver's view when it becomes necessary to drive with the windows closed. The two clamps are fastened to the frame just above the windshield, while the two rubber blocks are used as wedges to hold the lower edge of the glass in place. When not needed, the glass can be removed by loosening the thumb screws.—E. E. H.

Running Board Treads

AMATEURS get into difficulty when they attempt to replace running board treads that have worn through, because the new material tends to pucker up in places. This can be overcome by weighing down the new rubber matting with a thick layer of sand until the cement dries. Incidentally, ordinary sodium silicate, more commonly known as water glass, and used in preserving eggs, is an excellent cement for this purpose. It can be purchased in quart cans from any large grocer and will cost less than the same quantity of ordinary rubber cement.—D. J. B.



Cutting Rubber Hose

WHEN cutting new sections of radiator hose to the proper length, a neater job will result if you use an ordinary crosscut saw rather than a knife. Simply handle the piece of hose as you would lumber, holding it firmly in a vise or ordinary bench block. Saw slowly and with short strokes, applying just enough pressure to make the saw cut.—G. H. B.

Adjusting Timing Chain

READJUSTING a timing chain that has jumped a tooth oftentimes proves to be a difficult job for the lone mechanic to handle. At best, lifting the chain and turning the crank requires more than two hands. On cars having an automatically adjusted chain, however, the writer has found the following method to be successful: First, cut the top and bottom from an ordinary tin can that is slightly larger

