





# Hints from the Model Garage


DRAWINGS BY DAN TODD



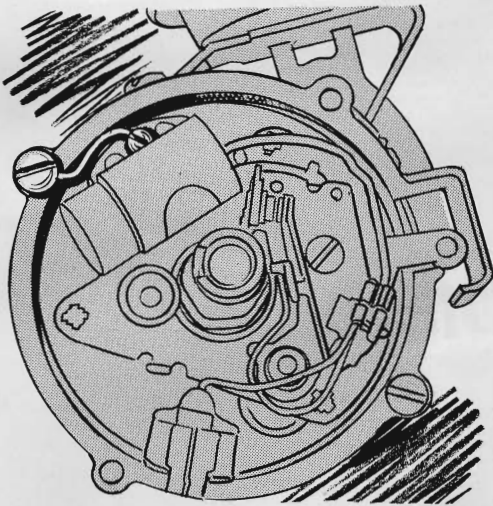
**Freon-powered horns** are inexpensive, but they require external mounting for maximum sound effect. For best appearance, use two  $\frac{1}{4}$ " threaded pipe elbows with about 14" of  $\frac{5}{16}$ " copper tubing, plus two couplings, one adapter, and four grommets.



**When you're repairing a damaged tire**, it's a good idea to get out the vacuum cleaner. Poke the nozzle inside the casing of the tire after dismounting it, and suck out dirt and grit. You'll get a cleaner repair—and less dirt on your garage floor.



**Cut a hole under the back seat** in a VW to get better access for clutch adjustment. An opening 2" in diameter will let you reach the threaded end of the clutch cable. Cover the hole with a sheet-metal lid attached with self-tapping screws, as shown above.



**If a Chevy II burns breaker points** beyond reason, the cause may be simply excessive resistance from the coil to the distributor. The fix: a short pigtail of small-gauge wire fitted between the condenser base and the distributor plate's retaining screw.