




# Hints from the Model Garage

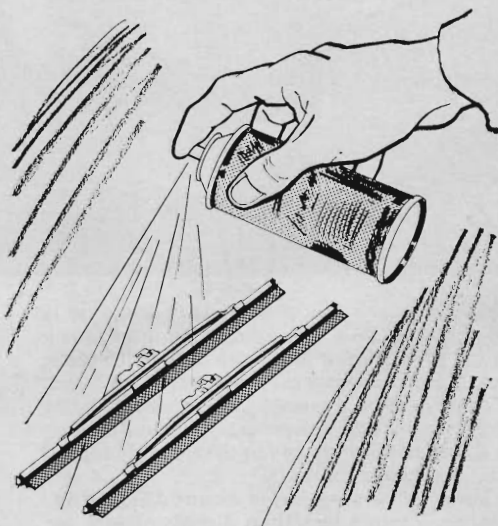


The secret of a smooth wax job with paste wax is to apply the stuff uniformly. It's easy if you use a sponge as an applicator—either cellulose or natural sponge is okay. Soften the sponge by soaking it in water, but squeeze out all excess water before

using it. For faster waxing, choose a coarse-grained sponge of the type sold for household cleaning. Its large holes will fill with a supply of wax, so that one trip to the wax can will cover several square feet of metal. Store the sponge in the wax can.




To prevent loads from shifting on the smooth metal rear deck of a station wagon, apply strips of adhesive-backed antiskid tape. This material is sold in hardware stores to provide an antiskid surface in bathtubs and on stone steps.




Keep windshield-wiper blades "alive" longer by coating them with silicon slick spray from an aerosol can. The slippery coating reduces friction between blade and windshield, prolonging blade life and greatly improving their water-wiping efficiency.

## More Hints from the Model Garage



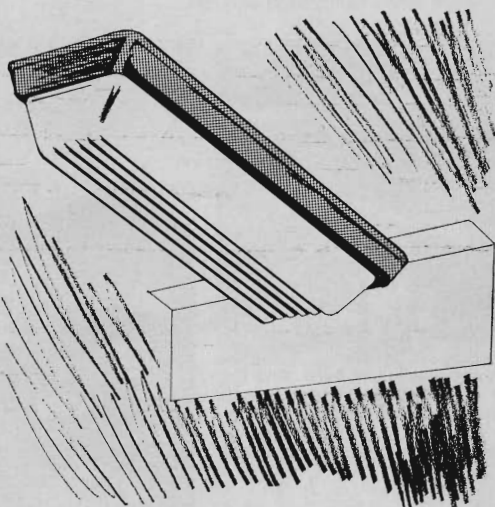
Make a trip-sized back-seat coat hanger for your car by slipping a heavy wire screw-in coat hook over the car's built-in hook. You can buy the wire coat hook in any hardware store. It's strong enough to hold several hangers laden with clothing.



Positive or negative? Here's a fast way to identify the terminals of your battery if the markings are worn off: Dip the ends of two wires connected to the terminals into a small pool of electrolyte. Bubbles will form at the negative lead's tip.



Changing an oil filter won't be such a dirty chore if you wrap a plastic bag around the filter housing before removing the retaining bolt. The same trick works with spin-off filters: Slip the bag over the filter before fitting the strap wrench.



A car's dome light can be used at night by back-seat passengers without disturbing the driver, if you install a cardboard shield. Wedge the bent edge between the light and the headliner. Position it so it casts a shadow over the driver's area.