




Hints from the Model Garage

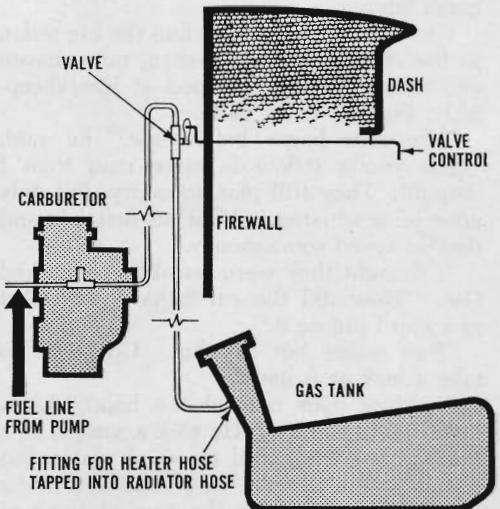


If you paint your own car and find that you have troubles with sags or runs in the paint, here's a 100-percent remedy: Moisten a small sponge roller in enamel thinner, and keep it handy. Watch closely for sags, and when one develops, squeeze the sponge

roller almost dry and run it over the sag area. The sponge will quickly absorb the excess paint. Then spray the area with a dry spray until the paint blends to the eye. When the paint has dried thoroughly, there will be no trace of the sag.

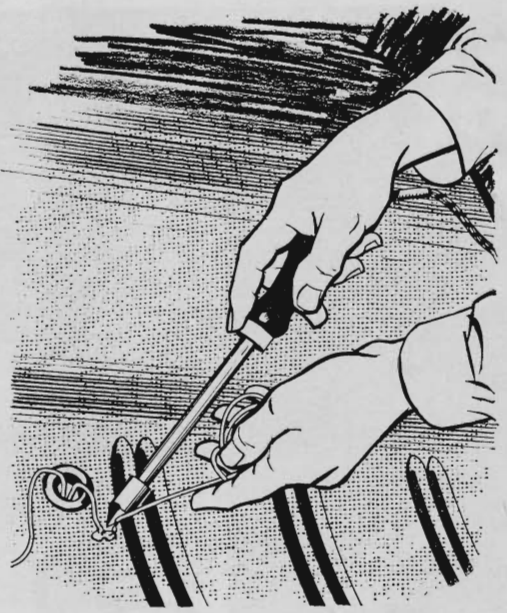
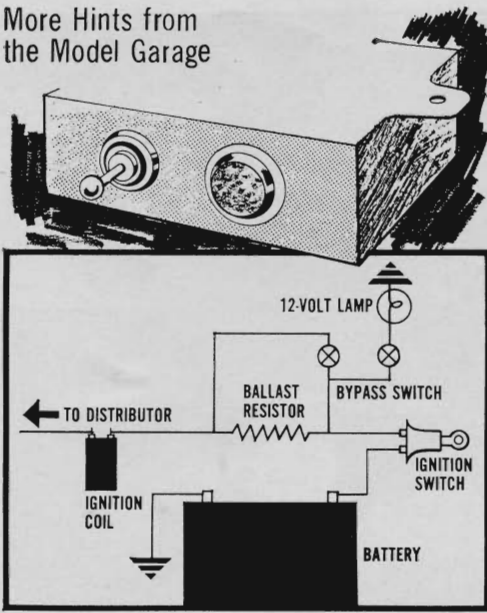


Stuck spark plugs can be removed intact from V-8 engines with deep wells if you place a small-handled $\frac{3}{8}$ " screwdriver alongside the socket extension in the well. This way, all necessary force may be used on the handle without breaking the plug.



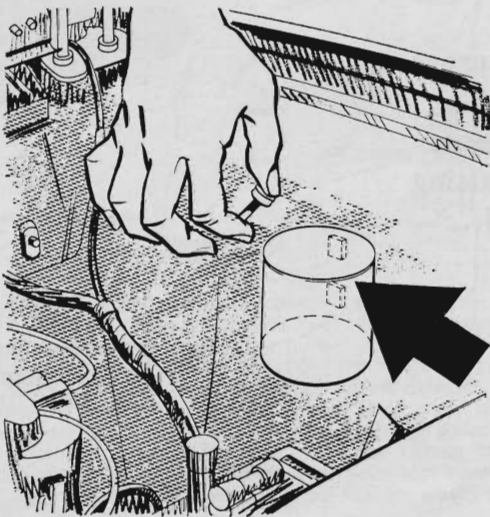
Vapor lock can be cured by a bleed valve and new pipe leading back to the gas tank. Couple the pipe to the fuel line with a T union. Mount the valve on the firewall with linkage to a handle under the dash. Open the valve whenever vapor lock threatens.

More Hints from the Model Garage

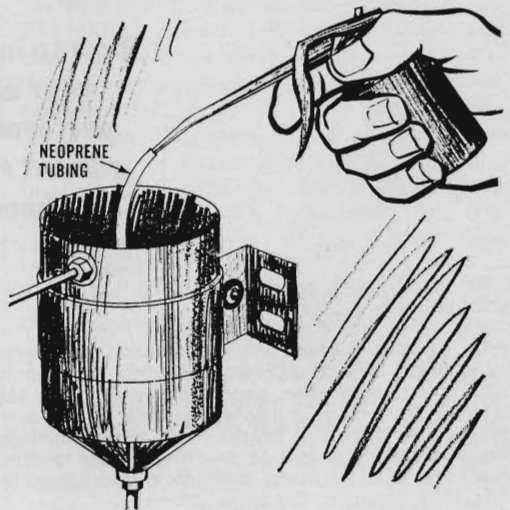


Cold-starting trouble in your Rambler V-8? Try rewiring with a switch bypassing the ballast resistor, to avoid overheating and loss of voltage when it's most needed. The switch needs a pilot lamp to remind you to turn it off when engine is running.

If a gas gauge gives erratic readings in any 1957 or later Chrysler car, it's a safe bet that the tank unit has a poor ground connection. A simple remedy: Solder a wire from the twist-on plate to some nearby spot on the body shell of the automobile.



You won't lose small parts (nuts, bolts, washers) if you try this idea: Solder two magnets to a small can. The magnetized can will then stick to the cowl, hood, or other convenient places while you work. Keep the parts in the can until needed.



When replacing an oil filter, the housing can be pumped dry of dirty oil with an oil-can fitted with a short length of neoprene tubing as a nozzle extension, as shown above. Wipe out whatever drops of dirty oil remain in the housing with a rag.