




Hints from the Model Garage




A low-cost trouble light is easy to make from an old auto head lamp. It doesn't matter if the low beam is burned out, but the high beam must be okay. Remove the plug end from a 20-foot extension cord, thread the cord through a hole (punched

with a hot nail) in the bottom of a plastic drinking glass for a handle. Push socket on to the lamp connections; then knot the cord to hold the glass in place and secure it with plastic tape. Attach a cigarette-lighter plug to the other end of the cord.



To mask chromium emblems or other trim before painting, put some grease on your finger or use a small brush to cover the parts you don't want painted. After spraying, wipe the grease off. Clean the area with a detergent when the paint dries.



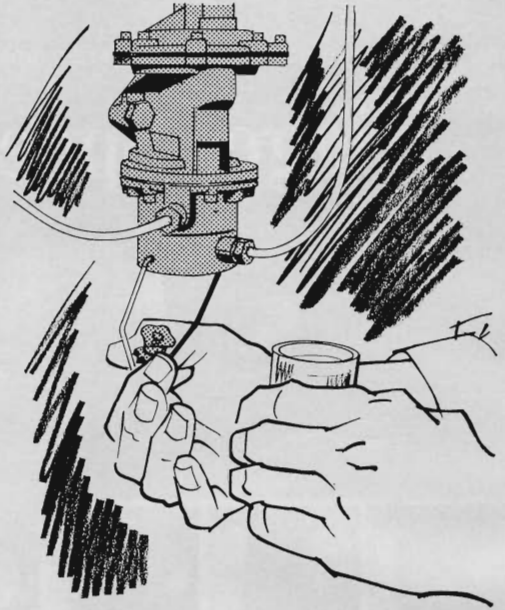
When installing an oil-filter element in a top-cover or shell-type casing, be sure to hold the cover or shell tightly in place while tightening the center bolt. If you keep the shell from turning, the gasket will seal and assure freedom from leaks.

More Hints from the Model Garage



Road-map distances are easy to tally by shaping a piece of 1/16" solder to follow the highway. Indent the solder with your fingernail to show the start and end of the route you are plotting; straighten it and put it on the map scale to read mileage.


.....



On cars with sediment bowls at the bottom of the fuel pump, the easy way to disconnect the fuel line on the pressure side of the pump is to remove the bowl. In this way, the engine can be turned over without risk of gasoline running all around.



Loose packages in the trunk won't rattle around if you tie them down by means of marine cleats on the trunk walls. Fasten the cleats with self-threading metal screws. Ordinary twine will hold the packages. Marine-hardware stores carry the cleats.



Keep your road flare handy for an emergency by fitting a broom-closet clip on the door sill next to the driving seat, as shown above. One clip is usually enough to hold the flare in place, but two may be used if there is enough space for them.