




Hints from the Model Garage




HOLD FINGER OVER AIR HOLE OF GARDEN SPRAYER



Car washing is easier if you spray on the soap. Pour a spoonful of car shampoo into a garden sprayer, fill the sprayer with water, and attach a hose. Turn on the water tap and hold your finger over the air hole to cover your car with rich suds.

This makeshift flashlight holder points the beam where you want it for emergency repairs on a dark road. With a razor, cut a corner off a sturdy carton. Then carve out a wedge-shaped notch large enough to hold the flashlight securely.



A cold battery is weaker. To warm it for faster morning starts, put a 110-volt, six-foot heating tape (the kind used to warm outdoor water pipes) under the battery and plug it into house current. Wrap the battery in fiber-glass to retain heat.


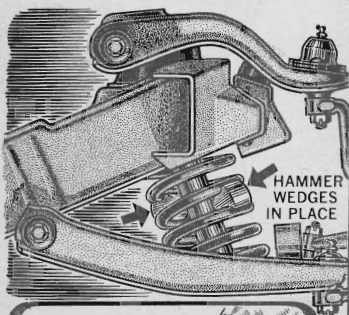


"SIGNAL" SEEN IN REAR-VIEW MIRROR IF COVER IS LEFT ON




A Corvair hood cover made of canvas, coat-hanger wire, and elastic keeps the louvers from freezing over when the car is parked outside during a snowstorm. Clogged louvers keep fresh air from cooling the engine, often resulting in overheating.

More Hints from the Model Garage

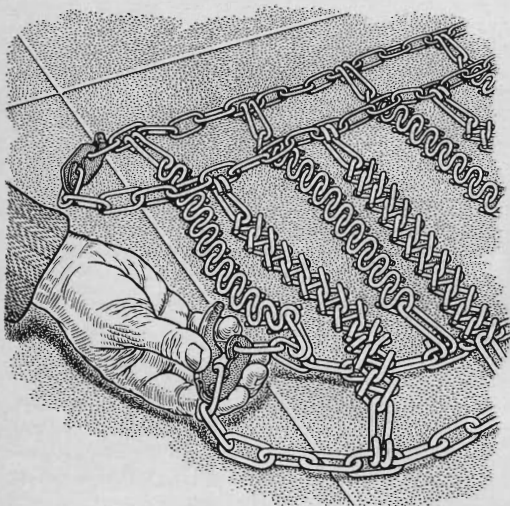


JACK UP FRAME SO SPRING IS FULLY EXTENDED




Sagging coil springs can be cured by inserting accessory spacers between the coils. But on rough roads, when the springs distend, the spacers often fall out and are lost. Apply pliable gasket-forming compound to keep them in place.

Reaching into an engine compartment is tough when the car is jacked up. This stool comes to the rescue. It's made of 1"-thick plywood. The 10"-by-10" ends are fastened under the edges of the 30"-by-10" top by four 6"-by-8" steel shelf brackets.



Snow chains won't get tangled if you take this simple precaution: After using the chains, lay them out flat and fasten the ends together before storing. Next time you need them, you won't have to stand in the cold and unsnarl them.



Frozen door locks are no problem for a pipe smoker. Just stoke up the old briar and, with the bowl opening at the lock, blow through the stem. The hot blast of smoke directed at the lock will thaw out the mechanism within seconds.