



Hints from the Model Garage



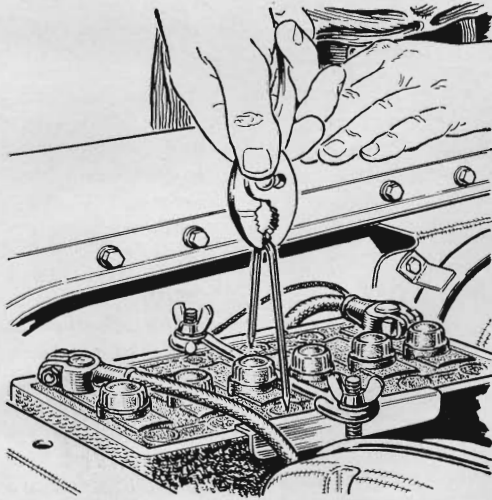
To check the big-end bearing of a connecting rod for looseness, remove one cap nut, and screw this homemade tool on the stud. The T handle affords a good grip that permits you to push the bearing up and down to detect play.



A fender cover won't slip or blow away if you sew a permanent magnet in each upper corner. Fold the corners of the cloth over the magnets, or sew a patch over them, to hold them in place and prevent them from scratching the car finish.

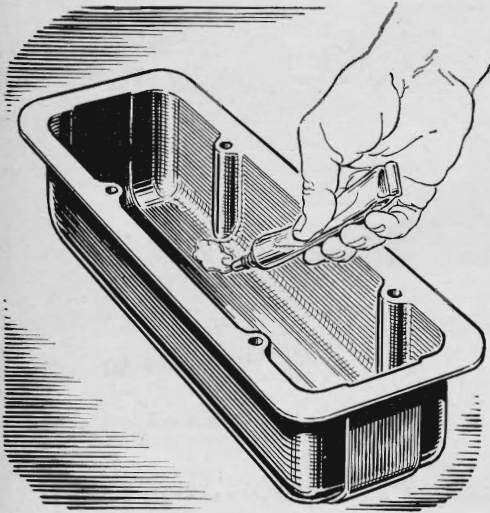


If you open the trunk frequently, you might find it more convenient to leave the key in the lock. The key can be concealed by filing its head and cementing it into a TV or stove knob. Paint the knob to match the finish of the car.

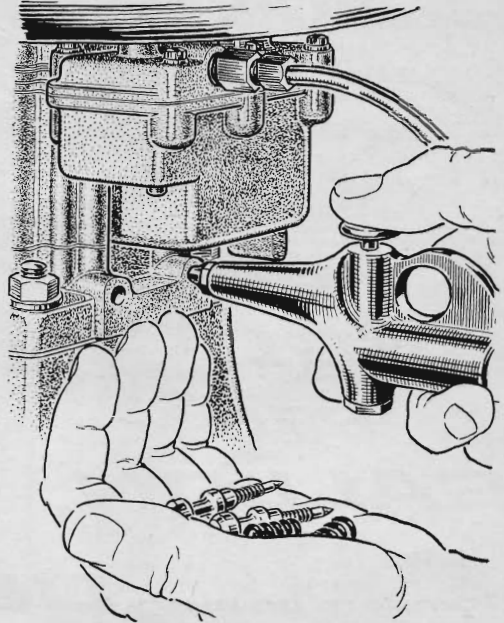


Try bridging a dead cell with the pointed ends of a heavy wire, as shown above, next time the battery won't crank the engine. Bridging the dead or open cell will often cause enough current to flow from the good cells to turn over the starter.

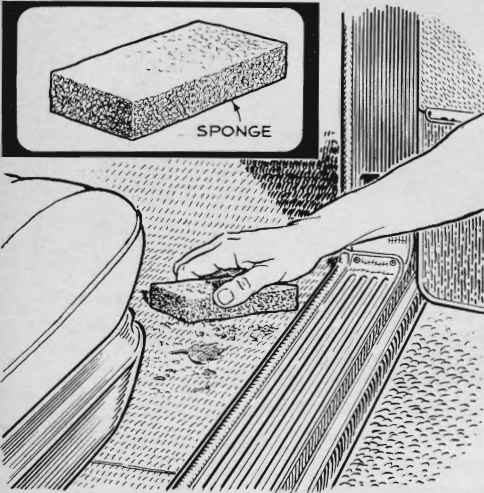
More Hints from the Model Garage




Overhead valve noise can be quieted by coating the inside of the rocker-arm covers with a pliable-setting gasket compound. This type of material is unaffected by the hot detergent oils that wash out other sound-deadening coatings.



Got a rough-idling engine? If it can't be cured by adjusting the mixture, the trouble might be caused by dirt lodged in the idling system. Remove the adjusting screws and try blowing compressed air into the openings to clear them.



Use a damp sponge instead of a whisk broom for cleaning the floor mats in your car. The sponge picks up both dirt and small pebbles without raising dust, and it freshens the color of the mats, whether they are rubber or carpeting.



For less condensation and longer life for your muffler, wrap it with a fiber-glass or rock-wool batt to keep it from cooling too quickly. The insulation will also keep the interior of the car cooler by shielding the floor boards.