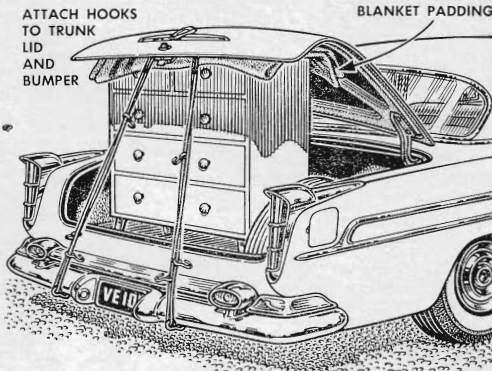
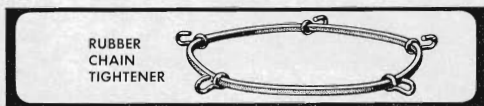




Hints from the Model Garage


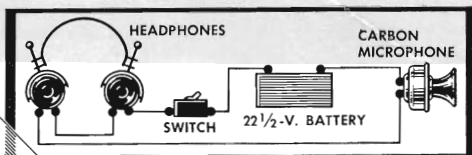


Noisy hubcaps can be silenced by coating the entire inner surface with body undercoating. Brush the material out to the edge of the cap and over the clips that hold it in place. This insulates the cap at all places that touch the wheel.



Like a big rubber band, a rubber tire-chain tightener can be used to keep an open trunk lid from flying up and down when hauling large objects. Clip several of the hooks to the underside of the lid and to the bottom edge of the bumper.

BLACK ARROWS INDICATE SOME OF MANY PLACES WHERE MICROPHONE MAY BE STRAPPED ON IN SEARCH FOR NOISES




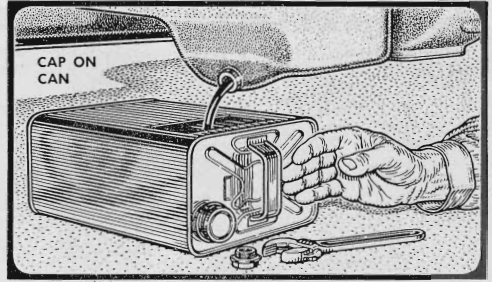
Hard-to-locate noises that occur only when a car is in motion can be pinpointed with this inexpensive microphone outfit. Wire a carbon microphone—the type found in surplus telephone equipment—to a 22½-volt battery and a set of low-

impedance headphones. Strap the mike in different positions in the suspected area and listen while you drive. When the noise comes in loud and clear, you've found its source. The mike will locate rattles, noisy gears, and clicking valves.

More Hints from the Model Garage




A workable ring compressor can be made from a 1 1/4"-wide strip of steel with a tab bent at each end. Place the rings in their grooves, wrap the strip around them, and compress them by squeezing the tabs together with cam-locking pliers.



You can drain old oil into a 10-quart can and carry it away without spilling. Cut an opening in the can near the top and lay it on its side. When the can is held upright, the five quarts or less of old oil won't come up to the opening.



Lacking a rubber mallet to drive a wheel cover or hubcap into position, you can still save your hand from a bruising. Use the rubber heel of your shoe. Light blows with the shoe will seat a wheel cover in seconds without damaging it.



When repairing or adjusting a horn, you can avoid irritating the neighbors and spare your own ear drums by stuffing cotton waste into the horn openings. The waste will mute or quiet the horns without affecting their tone and pitch.