

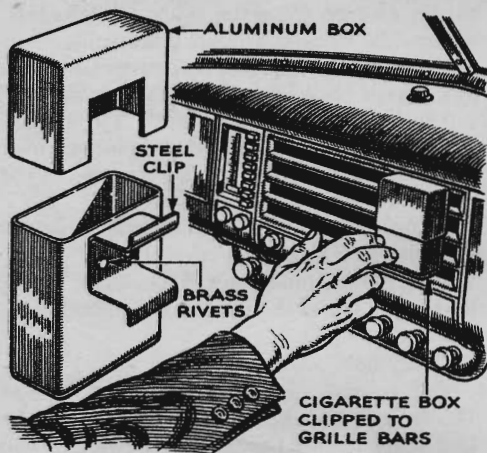
Hints from the Model Garage



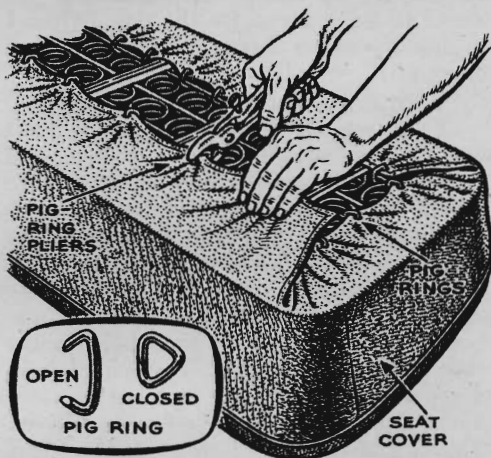
Shoe Bag Stores Toys. Before starting out on a long trip with a child, fasten a shoe bag to the back of the front seat. You can then stow toys, fruit, cookies, tissues, and other travel needs in the pockets. Besides keeping the inside of the car tidy, it saves packing and unpacking a suitcase en route.




Eraser Cleans Windshield. George A. Smith, of Quarryville, Pa., suggests that a clean blackboard eraser is a handy item to carry in your glove compartment. When moisture collects on the inside of the windshield, a few strokes with the eraser will quickly give you unobstructed vision.



Cigarettes at Your Fingertips. Here's how Claude Wiseman, Jr., of Elizabethtown, Ky., mounted an aluminum pocket cigarette case on the radio grille of his car. A clip, bent from fairly heavy sheet steel, was riveted to one side of the body of the box and the cover notched to slip down over the clip. The clip is snapped between the grille bars. For a grille with vertical bars, the clip could be rotated 90 deg.




Pig Rings Fasten Seat Cover. There are many ways that you might attach seat covers to keep them from wrinkling, but C. F. Bigwood, of Malta, Mont., comes up with one that looks especially convenient for motorists who live in rural areas. He recommends the use of pig rings to clip the cover to the springs. With a pair of hog pliers, a handful of rings can be quickly locked in place around the edge of the cover.

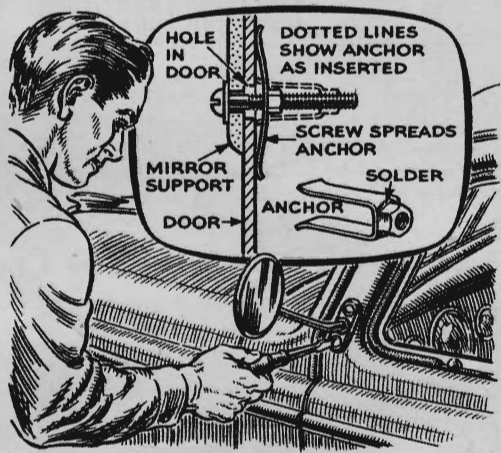


Jeep Engine Kept Dry. David Horvath, of Yonkers, N. Y., writes that he frequently had trouble starting his Jeep because water and snow collected around the spark plugs and on the battery and wiring. This sketch shows how he waterproofed the en-

gine for less than 75 cents. The openings between the hood and mud guards were closed with $\frac{3}{4}$ " by $1\frac{1}{2}$ " wood strips, fastened to the mud guards with wood screws. A length of weather strip diverts water flowing from the cowl. A blow-out boot protects the battery.



Shocks Filled with Oil Can. Here's a rig that will enable you to refill shock absorbers without difficulty when the filler plug is located in a hard-to-reach spot. Suggested by Marion L. Rhodes, of Knightstown, Ind., it consists of a pump-type oil can, a length of rubber tubing, and a small nozzle bent from copper tubing. With the nozzle inserted, a few strokes on the pump handle will quickly refill the shock.



Toggle Nut Holds Mirror. When the original self-threading metal screw tore loose, B. Leo DeMare, of Aberdeen, Md., devised the nut shown above to fasten a rear-view mirror to his car. A nut first was filed down slightly to clear a hole in the door frame. A strip of sheet brass was drilled, soldered to the nut and bent into a U. The nut and anchor were threaded on the bolt, inserted in the hole, and drawn up tight.