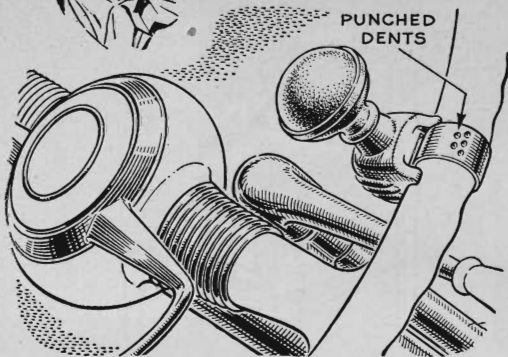





Hints from the Model Garage



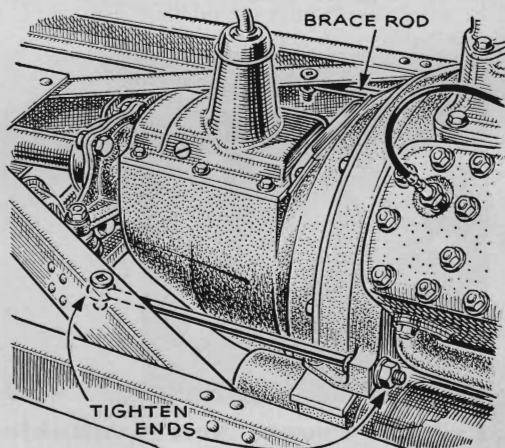
Steering Knob Kept Rigid. A spinner knob that twists in or out on the steering wheel can be cured by putting a few punch dots in the clamp. To avoid the possibility of cracking a plastic wheel, it's best to remove the spinner and clamp it on a broom handle or similar object. With a prick punch, make four or five dimples on opposite sides of the strap. When clamped, the spinner will remain in position permanently.—*Jim Sisley, Seattle, Wash.*



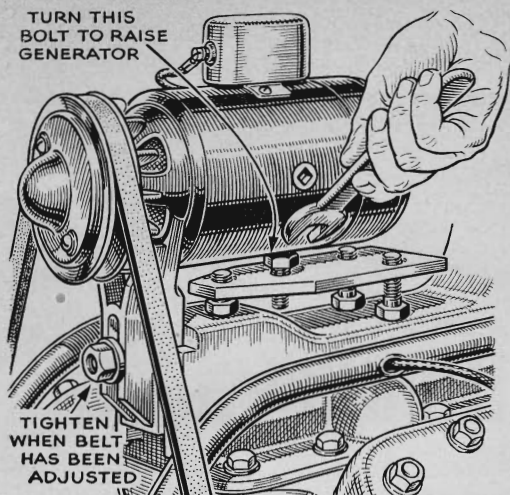
Light Does Double Duty. An accessory back-up light—the kind controlled by a separate switch—can be put to extra use as a direction indicator. Using red paint, I painted on the lens a big arrow pointing to the left. Now, when I'm making a left turn or pulling away from the curb, I flick the light on and off a few times. I've used the light for some time now and find it does its new job very nicely. It still gives ample light for backing.—*Ray Smiley, Detroit, Mich.*



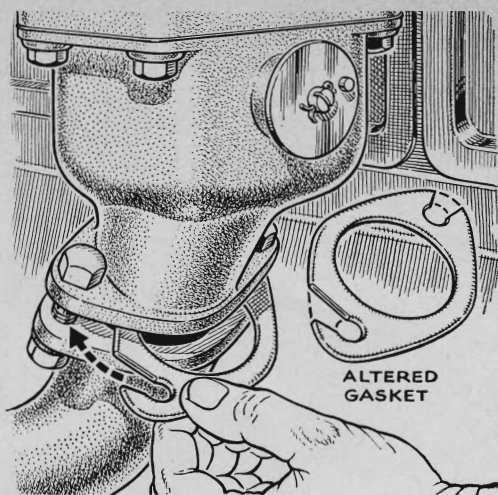
Replacing a Skirt Gasket. You can use a wide washing-machine cover gasket to replace a worn one on the fender skirts of some cars. Cut the rubber to length and stretch it around. Run a small wire hook through the inner side of each end. Fasten the hooks to the projections on the back of the skirt to hold the gasket.



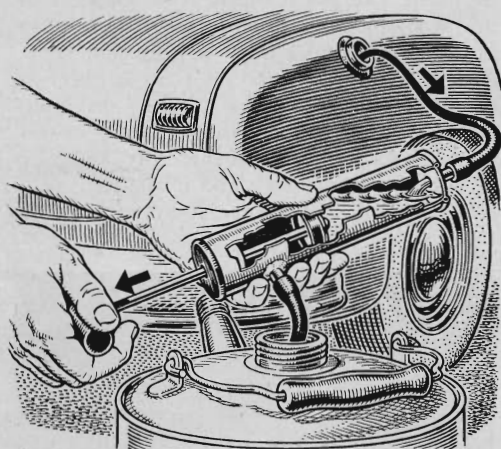
Keep Support Rods Tight. On prewar Ford V-8s, the two support rods that help anchor the engine at the rear have sometimes led to a false diagnosis of clutch trouble. If the rods loosen up, the result is similar to clutch chatter. The remedy is simple: either tighten the rods or replace them.—*A. Zanelli, Clifton, N. J.*



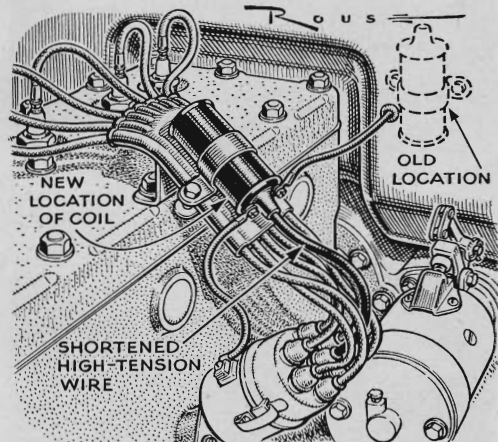
Tool Supports Generator. On some cars it's very tough to hold the loosened generator up in position while adjusting belt tension. The tool illustrated takes care of this. It consists of a piece of $\frac{1}{2}$ " steel plate tapped for four $\frac{1}{2}$ " bolts. Turning the one at the center with a wrench gives a powerful upward thrust, holding the generator at the desired level until the belt-adjustment nut can be tightened. Adjust the length of the leg bolts as required.



Gasket Slots Ease the Job. Narrow slots cut from the edge of a gasket to the bolt holes allow you to install a new one without taking out the bolts. This may be specially helpful on exhaust manifolds or other parts where bolthead clearance is scant, or where threads are so rusty that complete removal would be a time-consuming job. Just loosen the bolts enough to separate the flanges. The slots do not impair the efficiency of the gasket.



Spray Gun Siphons Gas. A siphon for drawing gas from a tank can be made out of an insect spray gun. Take out the plunger and reverse the cup leather. Cut off the spray container, enlarge the hole in the end of the cylinder, and solder in a piece of $\frac{1}{4}$ " copper tubing. Solder a delivery tube near the other end.



Short Lead Improves Starting. On an older-model Plymouth, I have found that moving the coil from the firewall to the spark-plug cable support makes the engine easier to start. In the new position, the high-voltage wire from the coil to the distributor cap is shortened considerably.—*Ralph Wyant, Indianapolis, Ind.*