


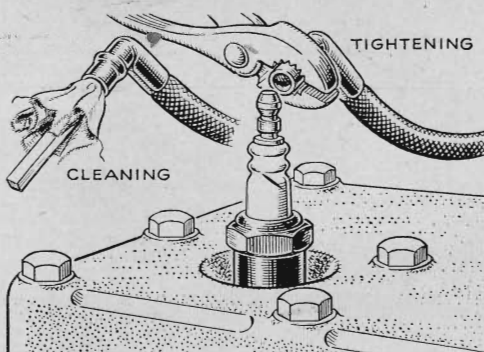


Hints From the Model Garage

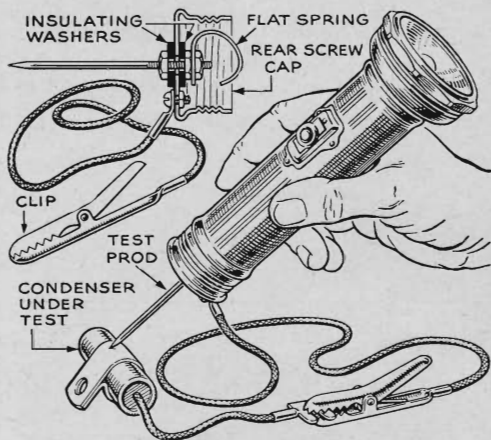


Magnet Holds Small Parts.

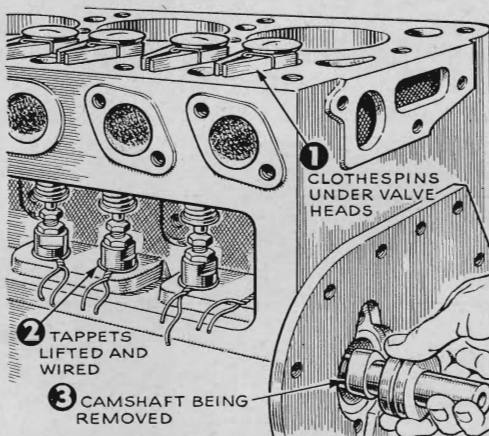
When you're working under a car, hook a permanent magnet nearby. As you remove nuts, cotter keys, pins, or small parts, just stick them to the magnet. P. R. Wilson, of Brooklin, Ont., says this is a help when you replace the parts. They're right there when you want them, and they don't pick up grit.



Dirty Cap Causes Miss. On high-compression engines, mysterious low-speed missing or bucking may sometimes be traced to poor electrical contacts in the high-tension leads. According to Frank Tobin, of Manhattan, N. Y., cleaning out and tightening the plug caps will often cure skips seemingly caused by defective plugs.

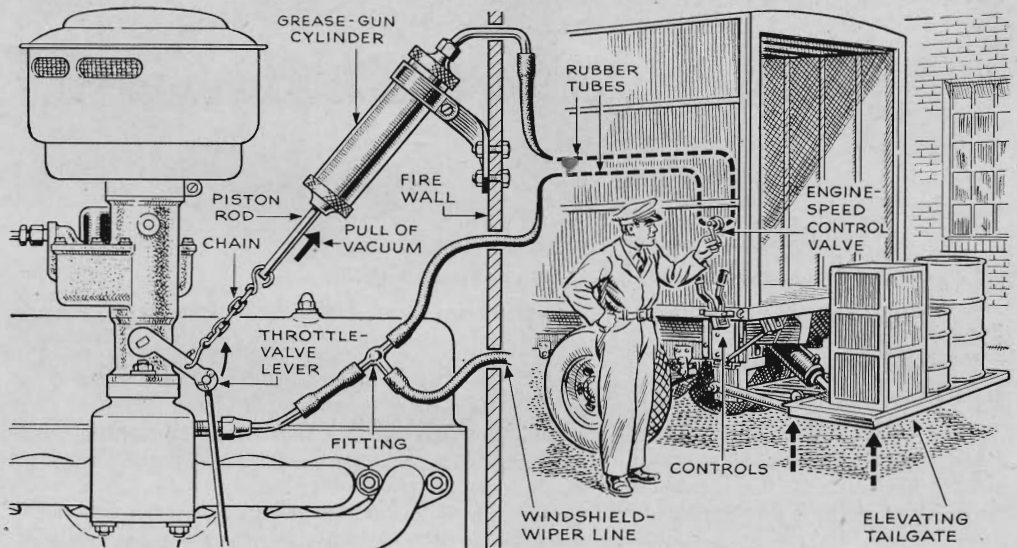


Flashlight Tests Circuits. A flashlight with a metal case makes a good continuity tester. Rufus P. Turner, of New Bedford, Mass., rigged this one. The test prod is a 3" brass rod threaded for 6-32 nuts and insulated from the cap by fiber washers. The other lead runs directly to the cap. In use, the bulb lights to indicate grounds and shorts. No light shows on an open circuit or an unshorted condenser.



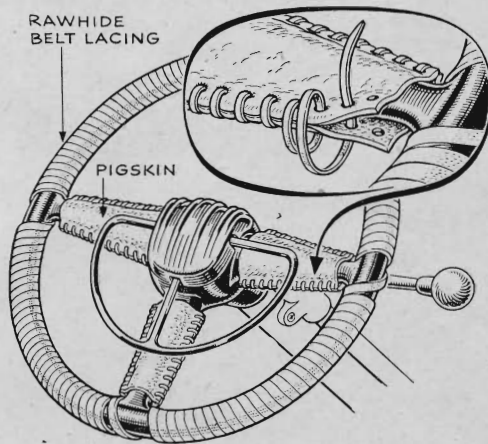
Clothespins Wedge Valves.

Here's a time-saver in removing the camshaft of an L-head engine: Instead of removing the valves, springs, and tappets, just raise each valve spring with a valve-spring lifter and wedge a clothespin or piece of wood under the valve head. Then lift and wire each tappet up out of the way. The thrustplate then can be removed and the shaft pulled out. Kaiser-Frazer Corp. suggests this.

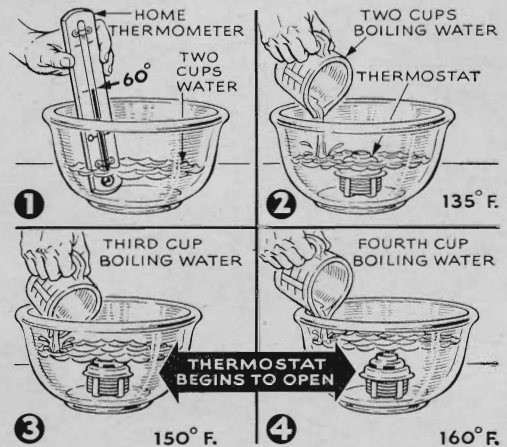


Vacuum Runs Remote Throttle. Powered by a take-off from the engine, an elevating tailgate takes a lot of labor out of truck loading. Mike Walt, of La Porte, Ind., says he had trouble with flexible-cable rigs varying engine speed from the back of

the truck, so he built this vacuum-operated remote control. The cylinder is an 8" grease gun and the lines are windshield-wiper hose. A two-way valve opens the throttle, or in second position bleeds air into the cylinder, letting the throttle-closing spring take over.



Glove for Steering Wheel. You can lend your car a custom-built touch by wrapping the rim of the steering wheel with rawhide thongs and lacing pigskin covers on the spokes. Leather not only has a good feel to begin with, but its texture generally improves with use. Cut the spoke covers as wide as the combined width and thickness of a spoke, and use a darker lacing on the edges.



Checking Thermostats. If you don't have a high-temperature thermometer, you can test auto thermostats with an ordinary one, using a method suggested by Roy Howell, St. Albans, N. Y. Put 2 cups of water at 60 deg. in a bowl with the thermostat, and quickly add 3 cups of boiling water for about 150 deg., 4 cups for 160 deg., 5 for 168 deg., 6 for 174 deg., or 7 for 178 deg. Car manual gives opening point.