
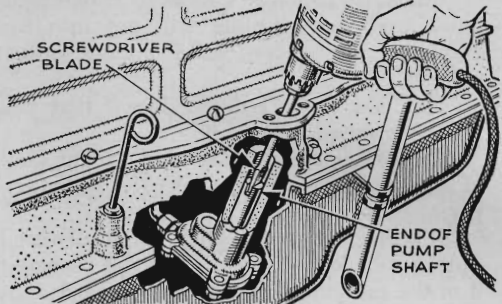


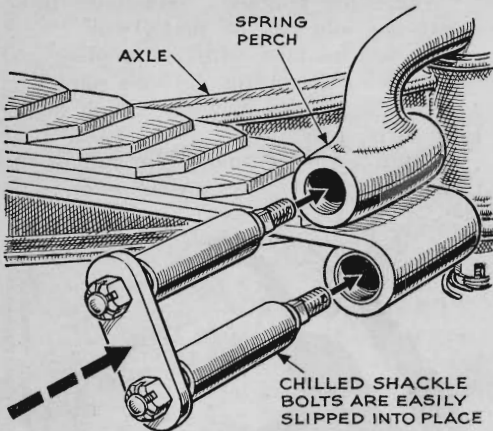
# Hints From the Model Garage



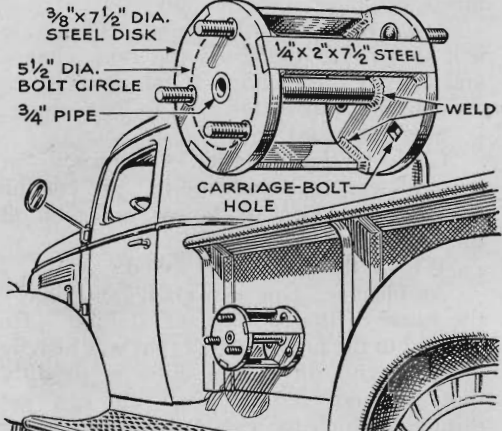
**Plastic Shows Lights Are On.** If a headlight burns out, you'll know it without leaving the car. Edge-lighted along the lower surface, a horn-shaped indicator cut from plastic carries the illumination up where you can see it. A good cement job will hold it on, or a metal strip screwed to rear corner can be clamped by lamp rim.



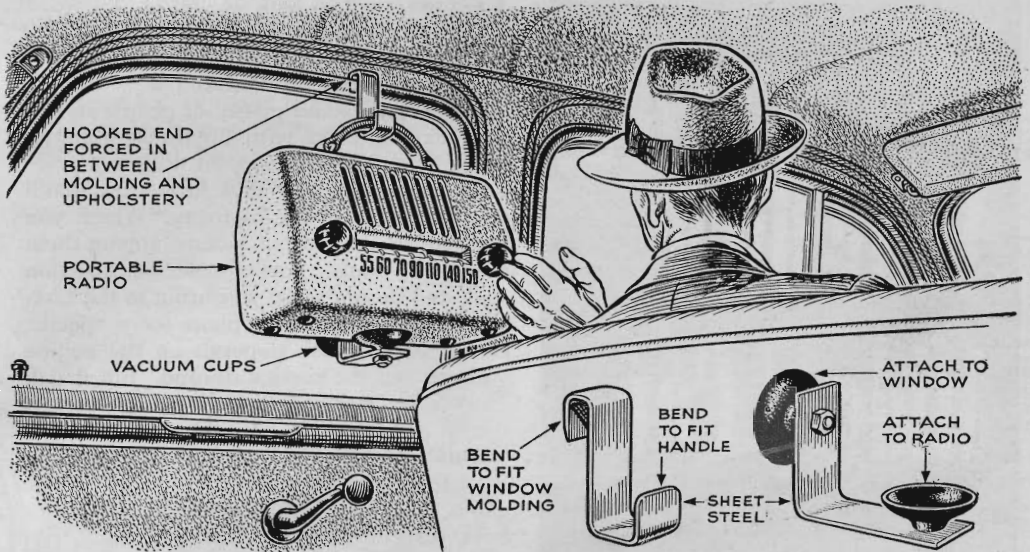
**Drill Primes Pump.** When an engine is started after an overhaul, oil pressure must come up fast to protect dry, tight wearing surfaces. Reader George Pedley, working on a Chevrolet engine, used an electric drill to run the pump until the oil gauge showed pressure. Then he finished assembly, timed the engine, and started it.



**Cold Shackle Goes in Easily.** Since cold contracts metal and hardens rubber, Robert Douglas, of Rochester, N. Y., suggests that you take advantage of this when installing Ford or similar spring shackles. Put the new ones into the freezing compartment of a refrigerator and leave for about half an hour. Then you'll find they have contracted enough to go into place with much less difficulty.



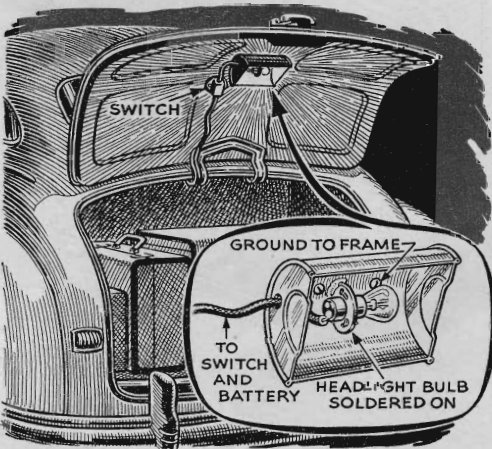
**Carrier for Truck Tire.** When Edward S. Barrows, of Philadelphia, bought a pickup, the spare-tire carrier was missing. He remedied this by building the one illustrated from scrap materials. He writes that he finds this more convenient than the usual carrier under the box and that it doesn't interfere with any use of the truck. Should you want to carry an extra spare, a carrier like this might be the answer.




**Portable Used in Car.** Installed as shown, a good portable can double as a car radio. You'll notice that it can be quickly dismantled to serve in its original function.

With some sets two lower brackets may be necessary to provide firm support. Be

sure to moisten the suction cups before applying to the glass. Most portables will not equal the performance of a good car radio, of course, but an installation like this has been found perfectly satisfactory in areas where stations are not too distant.



**Light Works Automatically.** If your luggage compartment hasn't a light, here's one that you can install at little expense. Mount a mercury switch under the lid to close the circuit and turn on the light automatically when you lift the lid. Drop the lid, and it goes off. Tap a taillight wire for the hot lead, and provide a good ground contact from the reflector to the car. A tin can cut in half makes a good reflector.



**Soap Stops Gas Leak.** If carefully applied, a bar of soap will make an emergency roadside repair for a small leak in your gas tank. After locating the hole, wipe off surrounding dirt and grease and rub the soap firmly over the spot several times. Since gasoline will not readily dissolve soap, this temporary fix will usually last until you can get to a garage and have the tank repaired or replaced.