


# AUTO HINTS



**1 FLUORESCENT CHECKS SPARK.** If you touch the end of a fluorescent lamp to a spark plug, it will flash in time with the firing, and irregularities can be detected more easily than by screwdriver shorting. A lamp with a burned-out filament will work as well as a good one. Hold the tube by the glass.—LEONARD L. ALLEN.

**2 PUMP CLEANS FUEL LINE.** A gasoline or oil line may be blown out with a tire pump and a rubber valve stem cut from an old inner tube. Forced over the end of the line, the stem makes a handy hose coupling for a hand pump.—W. H. LOWRY.


**3 PIN LOCATES WIRE.** Faced with the problem of finding the leads of my high and low-beam headlights in a maze of discolored wires, I turned on the high-beam lights first and used this device, sticking the pin into one wire after another until the bulb lighted.—SAMUEL LANDOW.

**4 GAUGE ADJUSTS VALVES.** A “go-no-go” feeler gauge makes it simple to adjust valves accurately. Intended for a clearance of .008”, this particular gauge was made from feeler stock (available at auto supply houses) of .007” and .009”. Adjustments are made until the .007” blade passes freely between the valve and tappet, but the .009” one will not go.—D. W. BRENTLINGER.

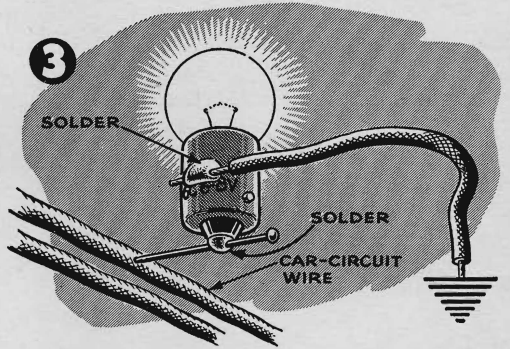
**5 SEAT COVERS KEPT SMOOTH.** Inner-tube rubber bands attached to a seat cover in this manner will apply constant tension and prevent wrinkles.—H. G. WEBER.



1

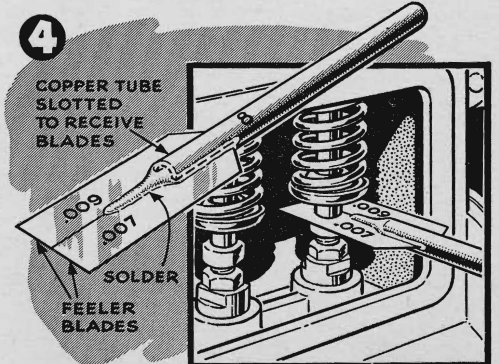


2

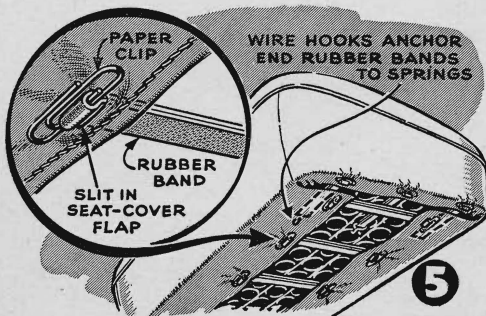


3

Drawings by STEWART ROUSE



4



5