
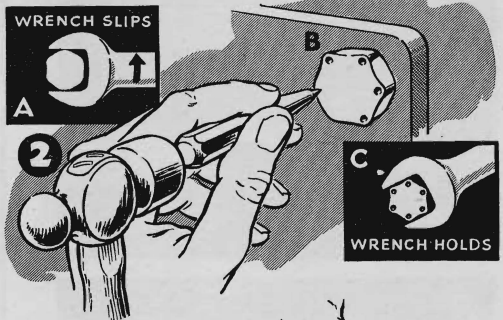


USEFUL AUTO HINTS

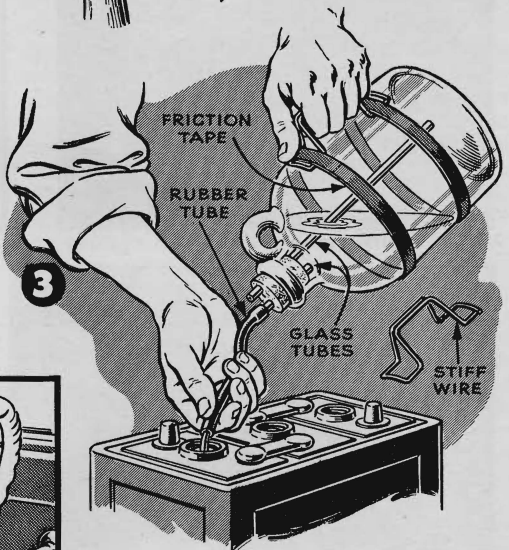
1 DAMAGED WHEELS often result when trucks or trailer tractors have been run with loose wheel-mounting lugs. To repair this defect without providing new wheels, remove any similar wheel in good condition, fit it over the damaged one as a guide, and drill new holes in the spaces between the enlarged openings.—H. W. S.



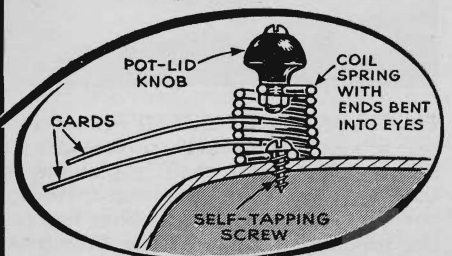
2 ROUNDED CORNERS on bolts that have been turned up tightly create a problem when the time comes for them to be removed. If your wrench slips, expand the corners of the bolthead slightly by indenting with a metal punch. The wrench will then be able to get a secure grip on the resisting head.—J. K.



3 BATTERY WATER can be poured accurately, even into out-of-the-way well openings, with this handy filler made of a half-gallon jug. Drill two holes in the cork and insert one long glass air vent and one short pouring tube. An 18" section of rubber hose should be taped securely to the pouring tube. Bend a handle of coat-hanger wire and tape it to the center of the jug so that it can be held with one hand while the other controls the flow of water.—R. S.



4 DASHBOARD CLIPS for keeping toll books, route maps, addresses, or other needed papers at your finger tips can be made with just a few turns of a coil spring. Hook the bottom loop around a self-tapping screw and attach it to the dash or between the sections of the windshield. A pot-lid knob bolted to the top of the spring will help to separate the turns.—W. E. B.



Drawings by STEWART ROUSE

