



USEFUL AUTO HINTS



1 DROPS OF SOLDER FOR IDENTIFICATION OF KEYS IN DARK




WHERE HOOD OBSCURES DRIVER'S VIEW IS THE BEST PLACE FOR WINDSHIELD STICKERS

DRAWINGS BY STEWART ROUSE



1 CAR KEYS can be easily identified by drops of solder. For instance, the gas key might have one drop of solder, the ignition key two drops, the door key three drops, and so on. Tin the surface first to make the drops adhere. With this system, keys are easy to distinguish from one another even in the dark.—W. K. K.

2 AUTOMOBILE STICKERS, inspection tags, stamps, and the like should be placed on the windshield in such a position that they will not conceal other cars or pedestrians. If they are placed near the center at the very bottom of the windshield, in line with the hood of the car, they will in no way obstruct the driver's view, and may still be seen clearly from outside.—G. J. K.



3 AN INGENUOUS HOLDER for hanging clothes in a car can be improvised on short notice. Take a piece of rope about 6" long, double it, and tie the two ends together. Place the knotted end outside the window. When the window is closed on the rope, the part hanging on the inside forms an adequate loop for a hanger.—T. D.

4 SCUFF PADS placed as shown in the drawing will protect your car's upholstery. The pads are made of artificial leather or other durable material. Cut them to fit the door, bind the edges with tape, and fasten with ordinary upholstery pins. The material used for this may be matched with the upholstery fabric on the door panels of the car.—J. B.