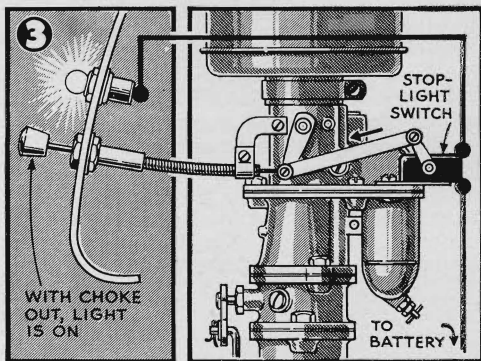

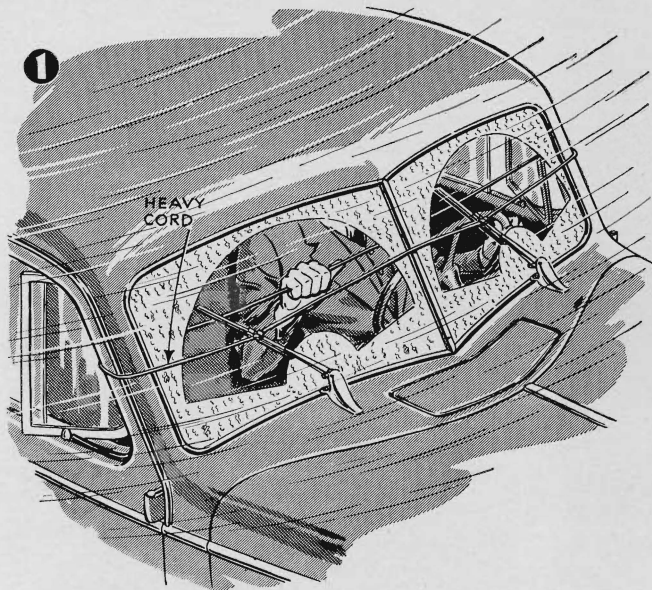
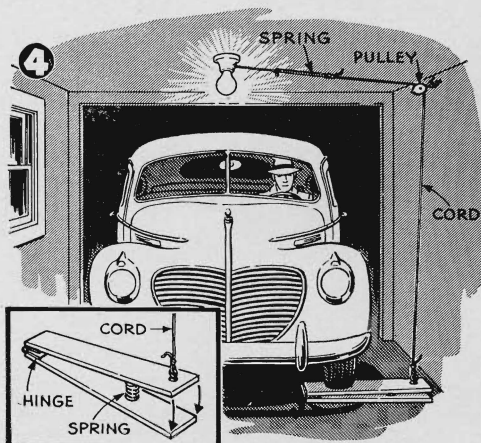


EIGHT USEFUL IDEAS



1 WINDSHIELD WIPERS that fail may be operated in emergencies with the rig shown. Simply loop a heavy cord through the door windows entirely around the shield. If the wipers are mechanically coupled to work together, only one wiper blade should be tied to the cord. Leaving the front windows slightly open, you can operate the blades by hand from inside the car.—J.R.


2 STEEL-WOOL SCOURING PADS of the kitchen variety, impregnated with soap, are excellent for cleaning white-sidewall tires. Wet the tire and pad and rub the walls gently. Too-energetic treatment should be avoided, and the tires should be thoroughly rinsed with water to remove the soapsuds.—V.S.



3 A CHOKE-BUTTON WARNING LIGHT that gleams on your dashboard whenever the choke button is out will help prevent wasting gas. Mount a stop-light switch on or near your carburetor, coupled to the choke lever as shown, and wired with a good-quality insulated wire. Various types of stop-light switches and warning-light sockets are obtainable at auto-accessory stores.—W.P.


4 AUTOMATICALLY LIGHTING YOUR GARAGE as you drive in, the treadle switch shown is easily made from two hinged boards, two coil springs, and string. Set the switch well inside the garage so that only the front car wheels pass over it. Before backing out, light the light by hand or foot.—J.C.J.

FOR THE CAR OWNER

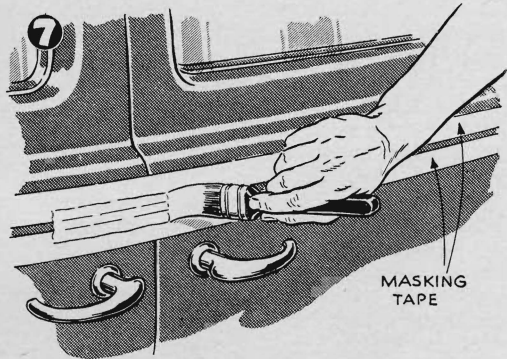


DRAWINGS BY STEWART ROUSE

5 A REAR-VIEW MIRROR that can be aimed through a wide angle without putting your hand outside the car is afforded by cementing a small pocket-size mirror to the ventilator window at the left of the driver's seat. Set at eye level, it is turned by moving the window in or out. A good china-mending cement will hold it tight.—V.L.



6 TO LENGTHEN THE LIFE of rubber floor mats, or to cover up worn spots, a piece cut from an old carpet to the desired size and shape makes a soft, easily cleaned cover for the car floor. Wash the rubber mat clean before attaching the carpet by means of household rubber cement.—H.J.S.



7 REPAINTING THE STRIPES on your car is greatly simplified by the use of painters' or artists' masking tape. Available with an adhesive back at most hardware stores, the tape is placed on each side of the area to be refinished. Paint the area, letting some paint get on the tape, and remove the tape before the paint is fully dry.—J.R.R.

8 A RESERVE GAS TANK made from an old-fashioned vacuum tank can easily be attached to the cowl under your engine hood. The supply tube, with a good-size loop to allow for vibration, should be connected to the carburetor side of the fuel-pump line. The tank should be above the float level of your carburetor, and equipped with a petcock for controlling the flow.—E.G.G.

