



Kinks for Car Owners

Door Guards Made of Differential Cover



AN OLD differential cover will make a pair of substantial door guards for your garage. With a little effort, a good hack saw will cut the cover in half. The halves are then set against the insides of the door frame.

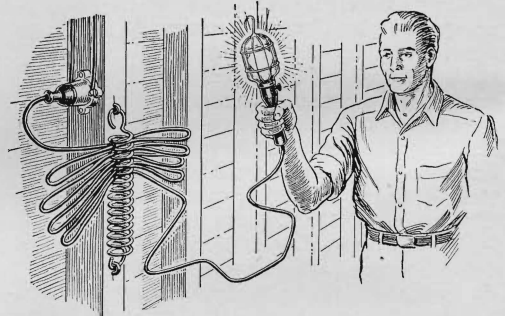
If the floor is of wood, fasten each cover down with wood screws through the bolt holes in the flange of the cover. If the flooring is cement, drill small holes and fasten the covers with expansion screws. The guards will crowd the wheels away from the door edge.—A. W.



These door bumpers protect your car's fenders as well as the garage doors

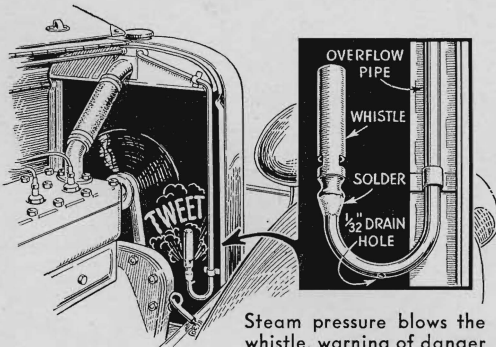
Coil Spring on Wall Stud Holds Extension Cord

MOUNTED securely on a wall stud of your garage conveniently near an electric outlet, a coil spring properly stretched to leave small spaces between the coils makes a handy place to hang up the extension cord of your trouble light. Strong staples at each end of the spring will hold it taut. When through using your lamp, simply loop the cord back and forth between the coils as indicated in the drawing—H. W.



The cord is looped back and forth between the coils

Whistle Blows If Radiator Boils Over




Steam pressure blows the whistle, warning of danger

TAKING a tip from the "whistling-teakettle" idea, I rigged up a warning device on my car to tell me when the water in my engine starts to boil. Of course, I have a dashboard heat indicator, but too much reliance upon it once let me in for a costly repair job. Bending an inverted U in the lower end of the radiator-overflow pipe, I soldered a toy whistle to the upturned end. Now, if my car boils over on mountain roads, a shrill whistle gives me fair warning. A $\frac{1}{32}$ " hole in the bottom of the U lets any water overflow drain out, and is too small to allow enough steam to escape to prevent the whistle from doing its stuff.—J. E. H.


"No," said Sally when I asked for a date

I guess I said things when Sally thumbs-downed a date. And she let fly—both barrels. "A little polish certainly wouldn't hurt your manners, Johnny Brown," she snapped. "Or your car, either," she added tartly.



"Try this Du Pont No. 7 Polish on your old ark," he said, "and see what 'easy' really means." Well, I did. In nothing flat, almost, my bus was positively dazzling! So dazzling that Sally, driving home from the movies, said dreamily, "Johnny, did you use that No. 7 on the moon, too? It seems extra bright tonight!"

Burned? I was so sizzling when I drove off I almost missed a miracle—Tub Smith actually polishing his car! "In love, eh?" I cracked. "No dame is worth the back-breaking job of car polishing." "Back-breaking?" Tub chuckled. "Listen, pal..."



DU PONT No. 7 POLISH

made by the makers
of DUCO* and DULUX*

* Reg. U. S. Pat. Off.



WANT A SAMPLE?

DU PONT CO., Dept. 2-SP, Wilmington, Del.
Please send me a sample of the improved No. 7 Polish—enough for hood and fenders. I enclose 6¢ to help cover mailing costs.


Name _____

Address _____

City & State _____

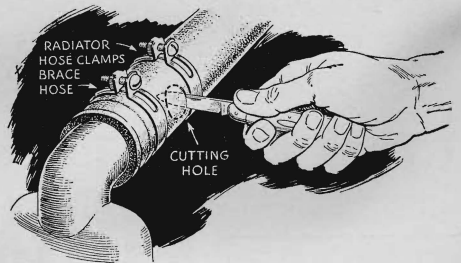
Offer good in U. S. only

TAR AND ROAD OIL can be removed quickly from car finish with DU PONT TAR REMOVER. It's safe!



Automobile Coat Hanger Hooks Over Window

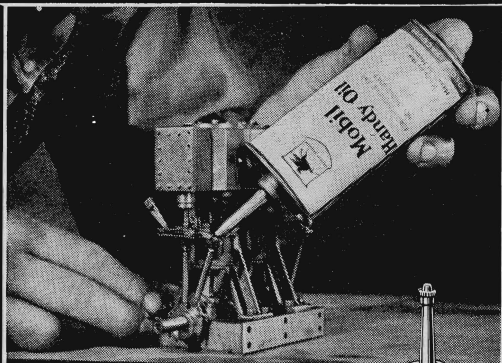
ANY piece of fairly stiff wire will do for making the handy coat hangar for an automobile, shown in use in the drawing, and detailed in the inset. Made in one piece by simply bending the wire as shown, the unit hangs over the top edge of a slightly lowered car window. Short sections of rubber tubing prevent the wire from rubbing against the glass of the window, preventing scratches and annoying rasping sounds as the car travels. Be sure to put the sections of tubing in place before the wire is shaped. A clamp wire is wrapped near the base of one of the hooks for strength.—B. K.



Clamps Help Cut Holes in Radiator Hose

WHEN installing a hot-water-type heater in your car, it is difficult to cut a hole in the radiator hose without removing it and inserting a temporary wooden plug to keep it from collapsing while a drill is applied. To simplify the job, simply loosen the hose clamps already holding the hose in place and slide them close together on each side of the spot where the hole is to go. You will then be able to cut the hole with a sharp penknife, as the clamps will prevent the hose from collapsing even under pressure of the knife. Be sure to replace and retighten the clamps when the job is done.—G. E. H.

**KEEP TOOLS IN TRIM—
MAKE MODELS
RUN SMOOTH**



MOBIL HANDY OIL

This oil won't "gum up" your models. It's light—penetrating—lubricates household electrical appliances, sewing and washing machines, bicycles, toys. Fine for automobile generators, hinges, etc. Convenient wall bracket free with every can.



**SAVE ON REPAIRS
Quiet Car Engine**

MOBIL UPPERLUBE

Add to your gasoline. It reaches the engine as a vapor. Its special impregnating ingredient protects upper cylinders, piston rings and valvestems from rust and wear.

Buy where you buy Mobiloil or Mobilgas

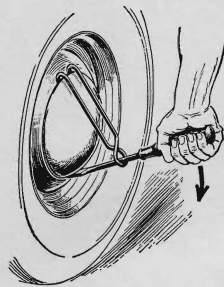
Mobil Specialties

MOBILGLOSS · MOBILWAX · MOBIL STOP-LEAK
MOBIL HANDY OIL · MOBIL RADIATOR FLUSH
MOBIL WINDOW SPRAY · MOBIL UPPERLUBE
MOBIL HYDROTONE · MOBIL SPOT REMOVER



BY THE MAKERS OF MOBIL OIL


**Tool Removes Hub Caps
Without Marring Them**



A CONVENIENT tool for removing clamp-on hub caps without marring them can be made from strong steel wire shaped as shown with the hooked ends filed sharp. A screw driver is inserted through the looped end to act as a lever.—A. H. W.

Funnels Make Lamp Stand

SERVING both to hold a service lamp and keep its light out of your eyes when working under a car, the two funnels shown in the accompanying sketch will be found useful in any garage. Disconnect the plug from your extension cord and slip the cord through the funnels as shown.—A. H.



**Auto Mechanics . . .
Money for Your Ideas**

WHETHER you work in a garage or just like to tinker with your car, it's more than likely that you have figured out a novel way of doing various car jobs a little faster or better than usual. Other car owners would be interested in knowing about them, and POPULAR SCIENCE MONTHLY pays well for articles, illustrated with rough sketches or photographs, describing them in detail. Just write a clear description of your pet idea and send it along with illustrative material to the Automobile Editor, POPULAR SCIENCE MONTHLY, 353 Fourth Avenue, New York, N. Y. If your article is accepted, a check will be mailed to you immediately.