


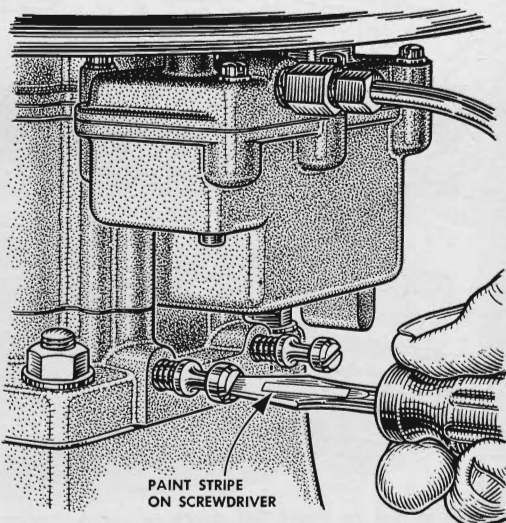
Hints from the Model Garage



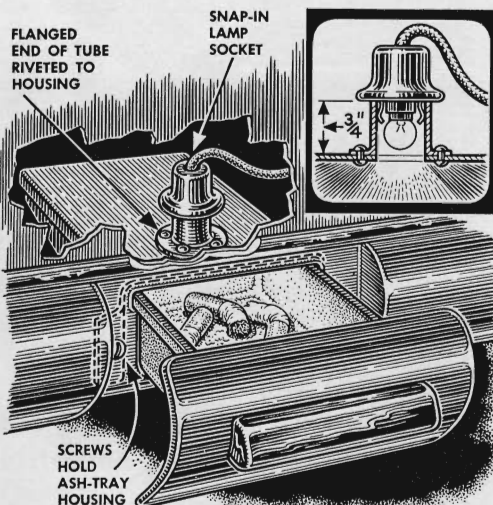
You can get a free quart of oil simply by catching the drippings from 20 or 25 oil cans. Up-end the cans and let them drain slowly into an old, clean coffee pot. Do the draining in a warm place to thin the oil and help it flow easily.



An automatic light that turns itself on when the hood is raised is a convenience when servicing your engine at night. A tail-light bulb, socket with bracket and mercury switch can be purchased at any auto-supply store. Connect as shown.

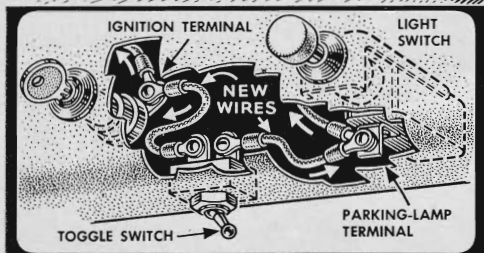

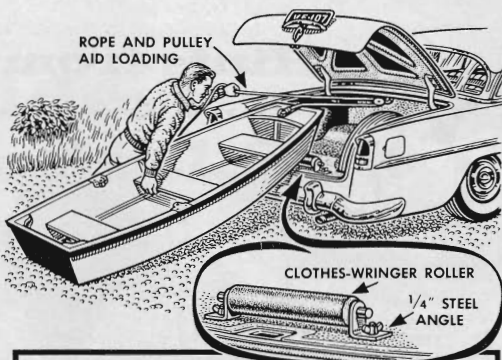


It's easier to count the turns when adjusting the idle screws on a carburetor if you paint a mark on one side of the screwdriver blade. Each time the mark comes into view, you know you've made one complete turn; no mark, a half turn.



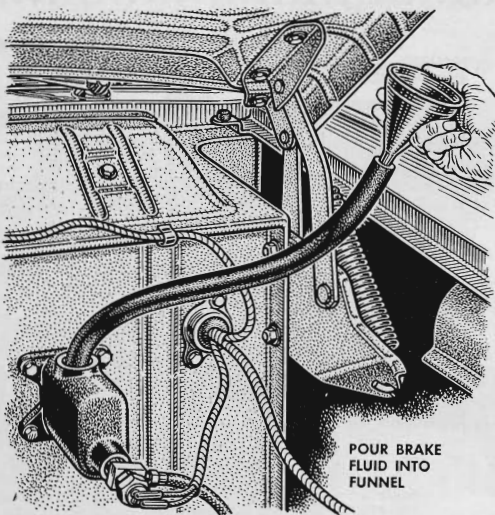
Find your ash tray in the dark by adding a light to its housing. Unscrew the housing, drill a hole in its top, and rivet or solder a short length of 1/2" tubing over the hole. Install a snap-in socket and run the wire to the dash-light switch.

More Hints from the Model Garage

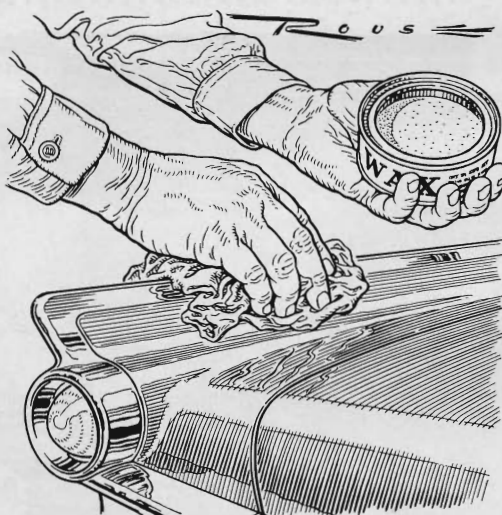


Wiring parking lights separately through the ignition switch automatically turns them off when you cut the engine after the early-morning trip to the station. A toggle switch permits use of parking lights with headlights for special effect.

You can load a pram single-handed in the trunk of your car with this setup of pulley and wringer roller. Rest the bow on the roller, and ease the weight off the stern as you pull the pram into the trunk with the rope and pulley.



A hard-to-reach master cylinder can be filled with brake fluid through a short length of hose and a funnel. Insert the hose in the cylinder opening and slowly pour fluid into the funnel. Check the level occasionally to avoid overfilling.



No need to wait 60 days or more before polishing cars painted with acrylic finishes. They can be waxed four days after painting. Don't use a polish containing benzene, toluene or xylene as these chemicals may dull the acrylic finish.