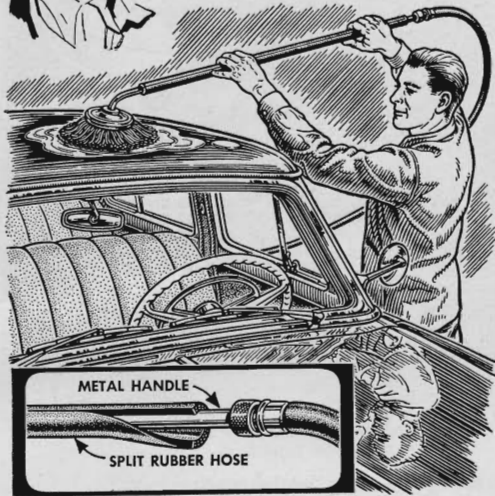
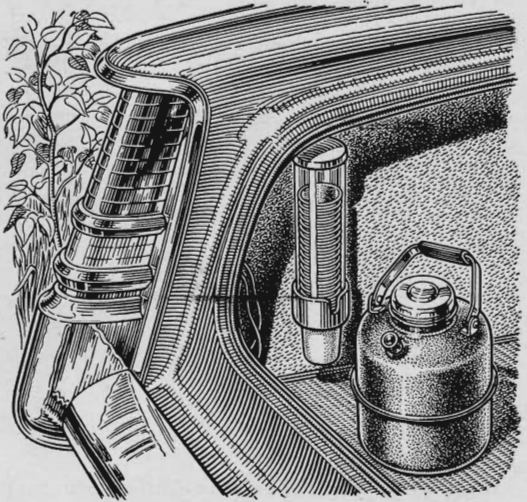




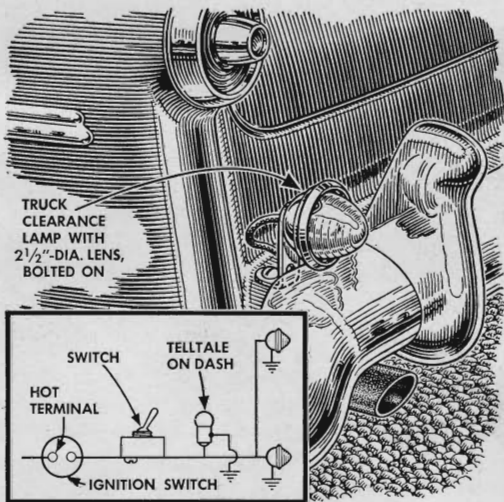
Hints from the Model Garage



Protect the car finish if you use a mop-type washer like this. Slit a piece of rubber garden hose lengthwise and slip it over the handle. In cold weather the hose will also keep your hands warmer.

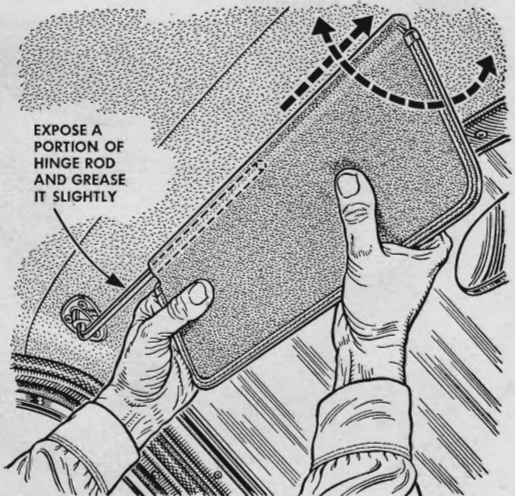


A paper-cup dispenser mounted in the trunk of the car is a handy accessory for those who have frequent picnics or roadside snacks. Sheet-metal screws will probably be best for mounting it.



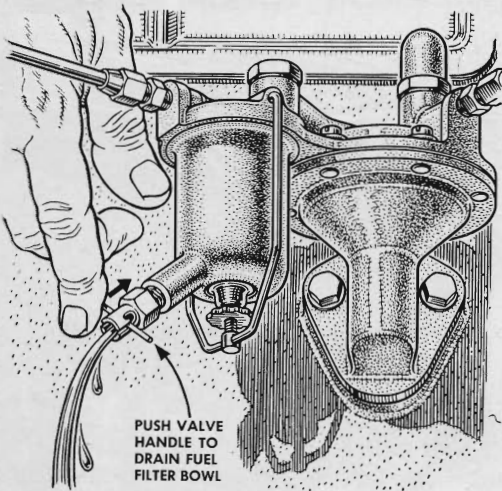
TRUCK CLEARANCE LAMP WITH 2 1/2"-DIA. LENS, BOLTED ON

You can have back-up lights—practically in a jiffy. Buy a pair of chrome-plated truck clearance lights with clear lenses. They come complete with mounting brackets and are easily bolted in place. Wire in parallel. Control with a manually operated switch on the dash.

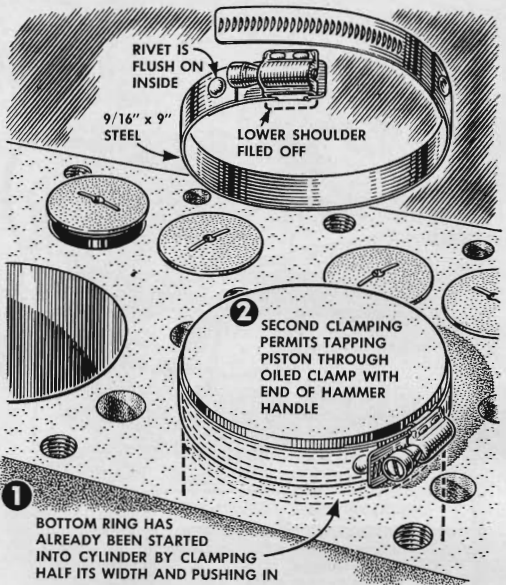


Up-and-down movement of a sun visor can be made easier on some cars by pulling it about halfway off the hinge rod with a twisting motion and applying just a touch of petroleum jelly. Don't pull it too far or apply too much jelly—you may loosen the visor too much.

More Hints from the Model Garage



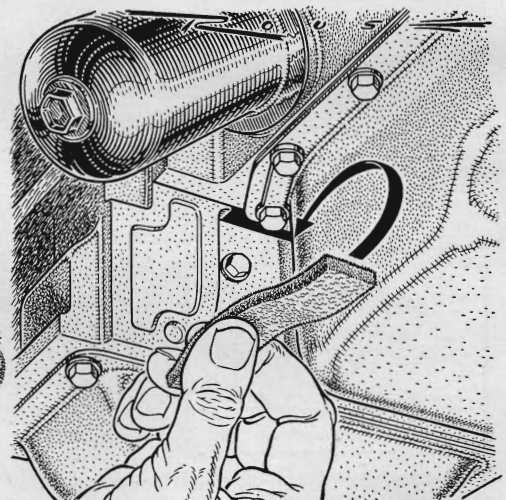
Quicker draining of fuel sediment can be provided in some cars and tractors by fitting on an airplane-type filter bowl in place of the regular glass bowl. These bowls have a drain valve at the bottom, which makes it unnecessary to remove the bowl itself. They are made in two diameters for light-plane fuel lines.



A piston-ring compressor can be improvised at little cost from a worm-gear hose clamp. File off one shoulder from the screw housing, hacksaw the gear band from the gear housing and rivet a strip of steel 9/16" wide and 9" long between them. Use the compressor as shown, first to compress one ring, then those above.



Fleece polishing pad gummed up with rubbing compound and polish? Put the buffer on the floor and turn it on, holding with one hand. With the other put a new wire brush gently against the fleece. This combs it out as clean as new.



Cement a piece of felt over the openings that you'll find on some Chrysler-built cars between the rear of the oil pan and the left and right sides of the front face of the clutch bell housing. This keeps dirt out of the clutch assembly.