




Hints FROM THE MODEL GARAGE



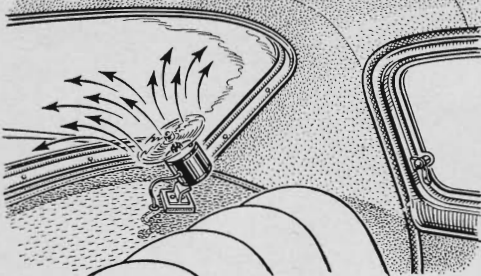
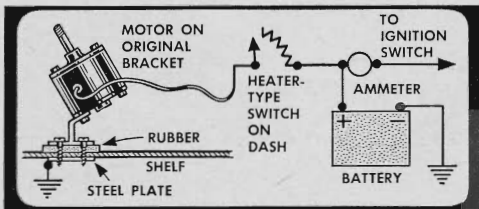
SPRING-BRASS CLIP

A handy snack table for two is easy to make from an old sun visor. Position and bolt the bracket to the dash so that the visor swings under it when not in use. Use a second, U-shaped bracket to support the downward-hinging edge of the extended visor.

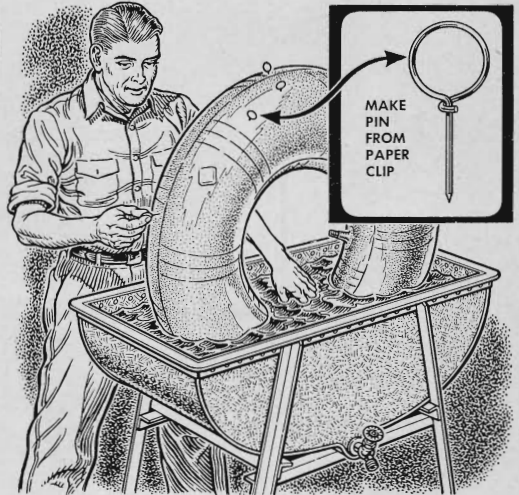


DRIVER CAN WATCH TAPES ON TRAILER FOR A TIRE CHECK

When a trailer has a flat, it's hard to see it from the tow car. Place two strips of tape on the trailer front where you can see them in the rear-view mirror just above the lower edge of the car window. If a strip drops out of sight you know there's a flat.




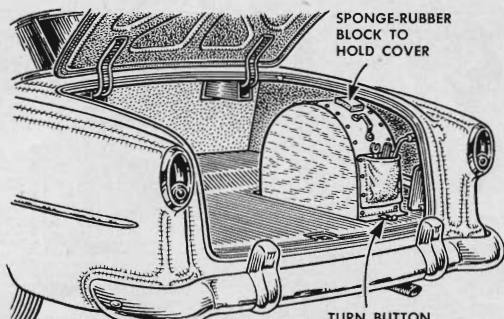
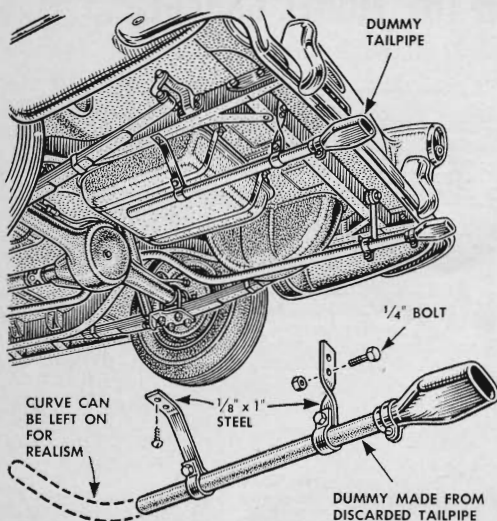
For a rear-window defroster, attach an old car-heater fan to the parcel shelf. Cushion it with rubber. Use a grounded metal plate under the shelf as a screw anchor. Rig a variable-resistance switch on the hot side of the ammeter to feed the motor.



MAKE PIN FROM PAPER CLIP

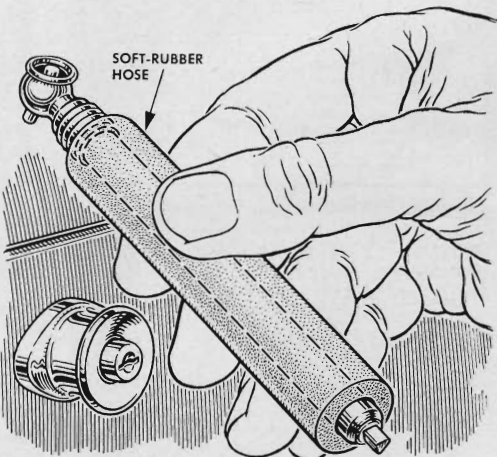
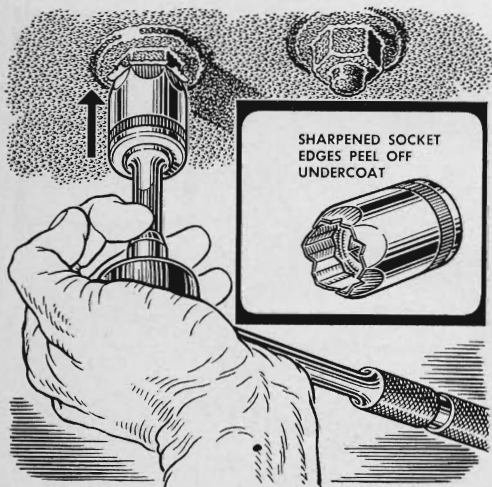
To mark leaks in tubes, one garageman twists skewer-shaped pins from stiff wire. He hangs them on a peg near the test tub and inserts one in each puncture he finds. When he gets around to repairing the tube, he replaces the pins on the peg.

***MORE* Hints from the Model Garage**



That dual-exhaust effect for the going-away view can be produced this way if you don't want the real thing. Scrounge around an auto junk yard until you find a suitable tailpipe. Then bracket it opposite the real one and clamp on twin chrome extensions.

A tire cover like this will help keep a trunk compartment clean and prevent smudges on clean luggage or packages stored there. A dirty tire and wheel ought to have a good washing before going into the trunk, but there's seldom a chance for this.



Hard undercoating makes it difficult to remove body and fender bolts from a car that has had a heavy application. To speed the operation, one shop owner uses sockets ground to a sharp edge like this. The knife edge cuts right through the coating.

A tire gauge carried in a toolbox or the glove compartment will be protected and won't cause an annoying rattle if you locate rubber hose of the right diameter, cut off a piece and slip it on the gauge. You can take readings without removing it.