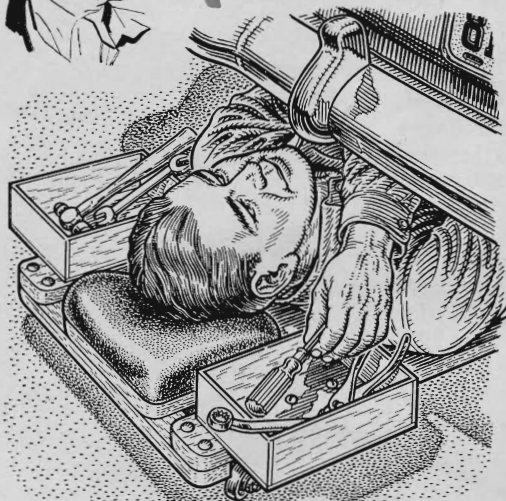




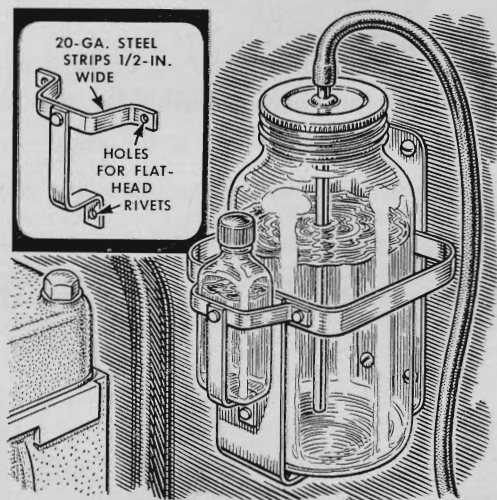
# Hints FROM THE MODEL GARAGE



**Attach a cigar box** to each side of a creeper headrest to hold wrenches, screwdrivers and other small repair equipment. Kept in the boxes, the tools will always be within easy reach, no matter how much you move around on the creeper.



**An ordinary shower hose**, with spray head attached, makes quick work of thawing out a frozen trunk lid to get at the chains and jack. With the faucet attachment slipped into the exhaust pipe, hot engine gases melt the ice without damaging the paint.

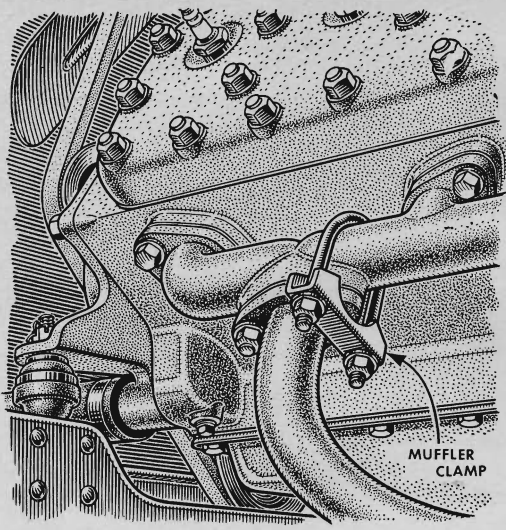


**Make a small metal cradle** and attach it to the side of your windshield-wiper reservoir bracket to hold that little bottle of solvent antifreeze that's always getting lost or broken. The cradle is held together and to the bracket with flathead rivets.

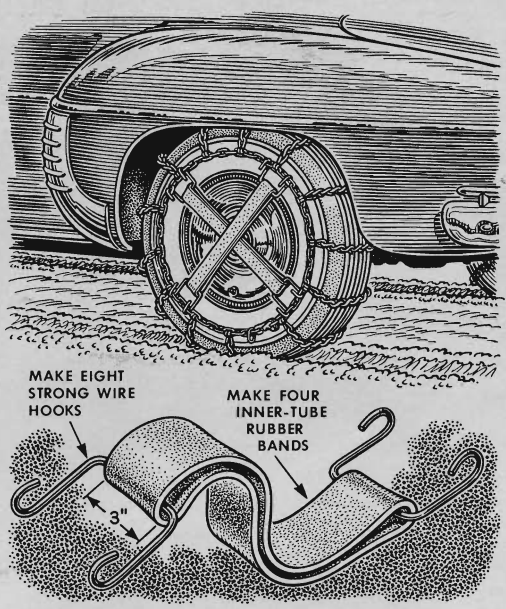


**Store tire chains** on disks of heavy cardboard or wallboard cut to the outside diameter of the tires. Free from kinks and easy to handle, the chains can be brought up alongside the wheels and transferred from the disks to the tires in short order.

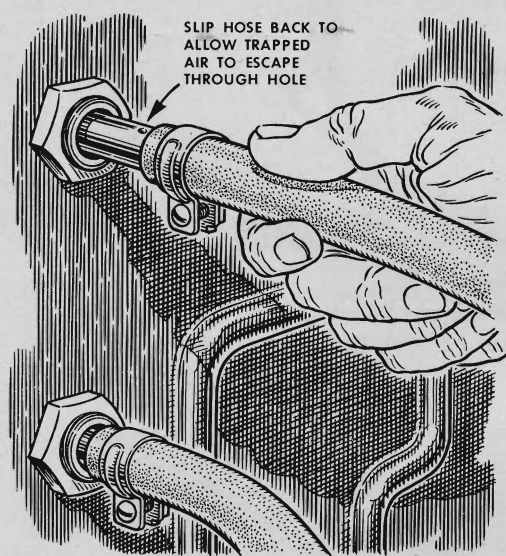
**MORE Hints from the Model Garage**



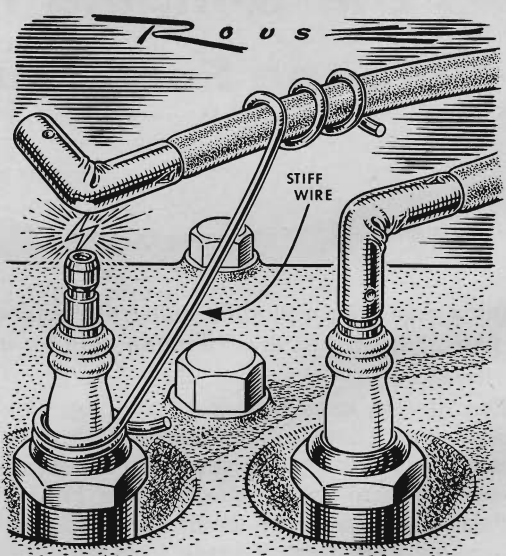
**When a bolt** connecting the exhaust pipe to the manifold is twisted off, you can often make a durable repair by placing a muffer clamp around the manifold and under the pipe flange. It's simpler than drilling out the broken bolt end.



**Stop tire chain slap** in 20 minutes with a set of homemade tighteners. Cut four rubber bands from an inner tube and bend eight double hooks from stiff wire. Slip two of the wire fasteners through each band and attach them to the chain links as shown.



**Try this** if your car heater becomes air-bound. Pull the hose connected to the upper heater tube back an inch and drill a 1/16" hole through the top of the tube. Move the hose forward to cover the hole. Uncover it briefly whenever air-binding occurs.



**Having trouble** with an oil-passing cylinder that fouls the spark plug every few miles? To help you get home, clean the plug, replace it, and anchor the ignition cable 1/4" from the plug with wire. The resulting hot spark slows soot build-up.