
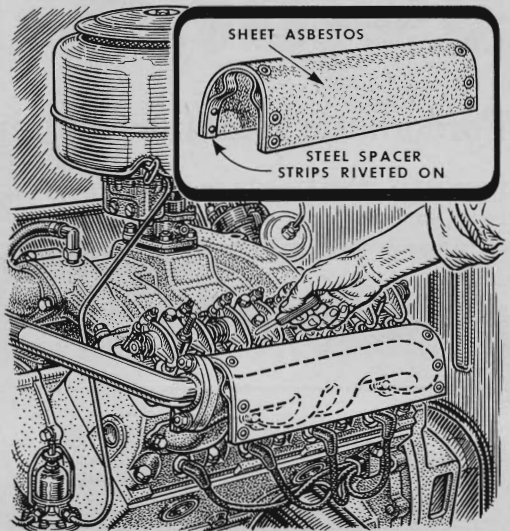




Hints FROM THE MODEL GARAGE



Keep small tools from rattling in the glove compartment by storing them in the fingers of a pair of work gloves. Then, if you must make an emergency repair, you can lay out the tools and don the gloves to protect your hands from grease and dirt.



Make an asbestos shield to keep your hands from being burned by a hot manifold when tuning or adjusting an engine. Cut sheet asbestos to fit over the exhaust manifold and rivet steel strips to the ends to clip the shield in place.



USE EQUAL AMOUNTS OF SOAP SCRAPS AND WATER

HOW TO MAKE SOAP JELLY



SOAP WILL LUBRICATE BOLTS



NEW HOSE SLIPS ON EASILY IF SOAPED



RUB JELLY UNDER NAILS AND ON HANDS BEFORE DIRTY JOB



SOAP JELLY AND SAND WILL CLEAN HANDS



TINY HOLE WILL MAKE BIG BUBBLE IF SOAP JELLY AND WATER ARE APPLIED



RUB SOAP JELLY ON TIRE BEADS FOR EASY MOUNTING

Soap for everything. Keep a bar of soap in your car's tool kit—it has many uses: Lubricate a bolt with it when grease or oil would cause a stain; rub it on an inner tube to help locate a leak; slide a hose on a fitting without effort by rubbing soap on the in-


side; or lubricate a tire bead with it to make tire-changing easy. Rub soap over your hands, too, and in your nails before starting a job—washing will be easier later. Soap jelly, made by dissolving small scraps in a jar of water, is especially easy to apply.



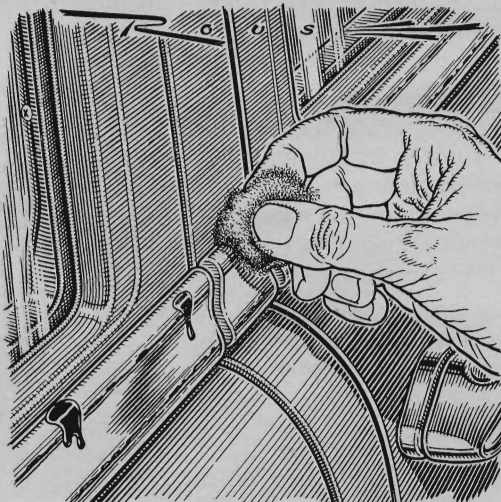
Improvise a coat-hanger bracket by closing a rear window tightly on a rubber fruit-jar ring. The ring will support several garments on hangers and will leave no marks or scratches on the window. A ring cut from an inner tube will serve as well.



Calibrate an old coffee pot for use as an oil measure by filling it a pint at a time and punch-marking the side to the level reached as each additional pint is poured into it. Make the punch marks crisp enough to be clearly visible from the inside.



Make fender skirts easy to remove by coating the lock bolts with heavy wheel-bearing grease to keep them from rusting. Skirts are bolted on many late-model cars and it is almost impossible to remove a rusted-tight nut without twisting or otherwise damaging the fender.



Clean paint off chrome trim or rubber moldings with steel wool, after doing a touch-up or spray job on the body. Wind the wool around a stick if the area is small or hard to reach. This way, you won't put scratches on the trim as you might with a knife or scraper.