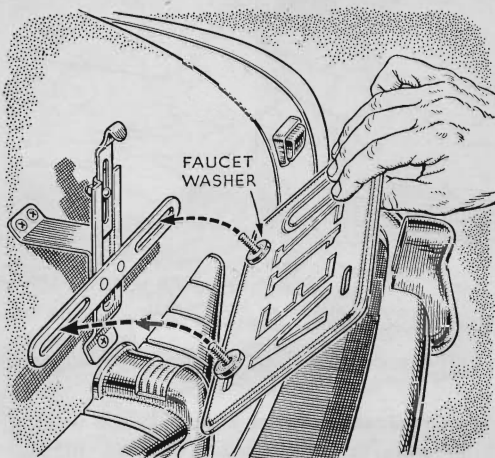




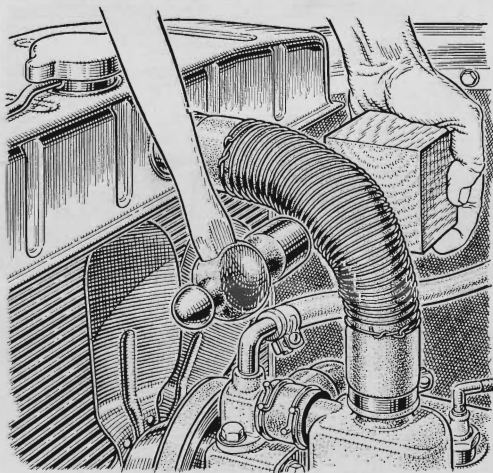
Hints from the Model Garage



Touching Up a Scratch. A draftsman's metal erasing shield is helpful for this job. Use it to limit your steel-wool rubbing to the edges of the scratch before applying touch-up paint. Use it again if you work over the area with rubbing compound.



Washers Stop Rattles. A tendency of your license plates to rattle can often be overcome by mounting them with rubber faucet washers placed between the plate and bracket. Enlarge the center holes if necessary for the bolts.



How to Curve Hose. A straight piece of rubber-and-fabric hose can be curved by wrapping it with No. 14 or 16 wire. Space the turns about $\frac{1}{8}$ " apart and anchor the ends securely. When the hose is first curved, it may still tend to collapse, but you can make it take its proper shape by pounding with a hammer and wood block.




Hinge Serves as Door Stop. An old strap hinge can be used like this to keep a garage door from blowing shut. Mount it vertically with part of one leaf projecting below the bottom edge of the door. Attach a light chain to the free leaf and the door and you'll be able to lift the hinge when closing the door.


MORE Hints from the Model Garage



Wax in Joints Curbs Rust. While waxing your car, press a liberal amount in and around the fender welts and other joints. An old toothbrush will help force it in. Do not wipe away the wax. The excess will not be noticeable, and it serves as a good moisture seal, reducing the chances of rust forming in the joints.



Slotted Nut Locks on Stud. If the threads of a stud are stripped or damaged, you can repair it temporarily by slotting a nut and squeezing it in place on the stud with a pair of heavy pliers. The same trick can be used for removing a stud with no unthreaded portion exposed. The threads won't be damaged by clamping the nut.



Tag Holder for Battery Shop. Short pieces of garden hose slotted at one end make good holders for customer identification cards in a battery-charging room. Hose of the ordinary size slips snugly over most battery posts.



It Pays to Clean Wiper Blades. The initial smear that wipers often make when first turned on can be avoided by occasionally rubbing a soft cloth along the blades. This will remove the accumulation of grease, dirt, and oxidized rubber.