



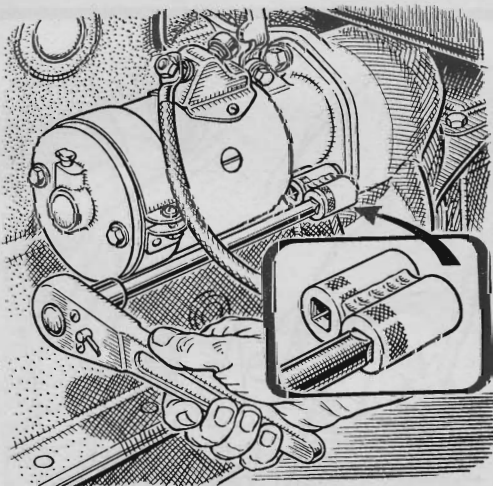
Hints from the Model Garage



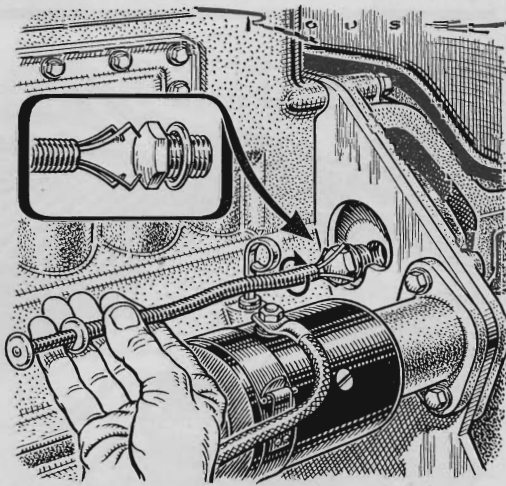
Tool Dolly a Big Help. A mechanic lying on a creeper can keep his tools handy with a low dolly like this. Use the triangular space inside for rags, pump oilers, and the like. The dimensions shown make a dolly of a convenient size.



Cement Seals Tailpipe Joint. In fitting a tailpipe to a muffler, you can get a better seal by applying a little furnace cement before slipping the units together. A 20-cent can of cement is enough for a dozen or more such jobs.



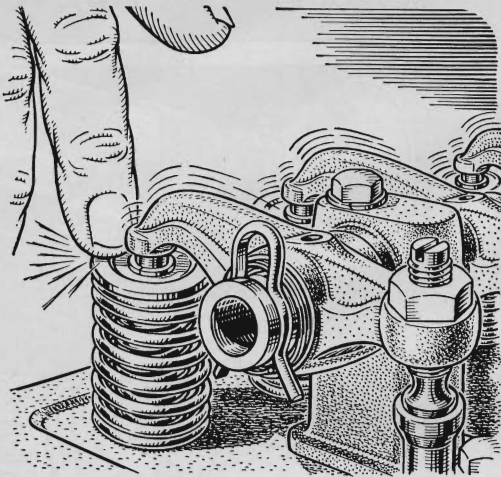
Offset Socket Turns Nut. In loosening or tightening starter bolts on some cars, you can't use a socket wrench because there's no room for the handle. For such jobs, Marion L. Rhodes, Knightstown, Ind., welded two sockets together side by side. With these and an extension rod, he can take a half turn at a time.



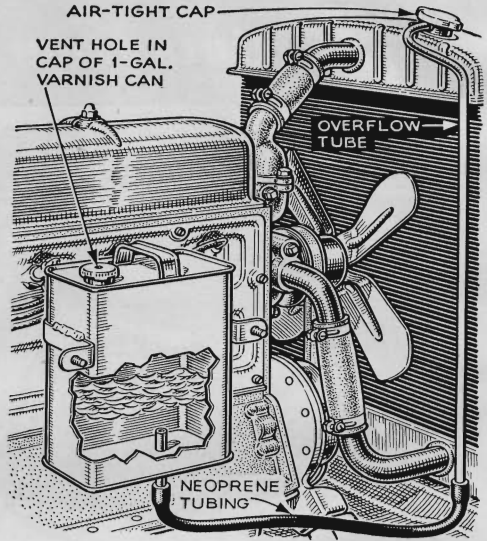
Grabbing Tool Saves Plug. If you've ever filled a Hudson wet clutch, you know how easy it is to drop the plug inside the housing—and how difficult it is to get out. Some mechanics stuff in a rag to catch it, but here's a better way: Buy a flexible grabbing tool like the one shown and use it for this job.

Turn the page, please, for four more auto hints.


JANUARY 1951 185



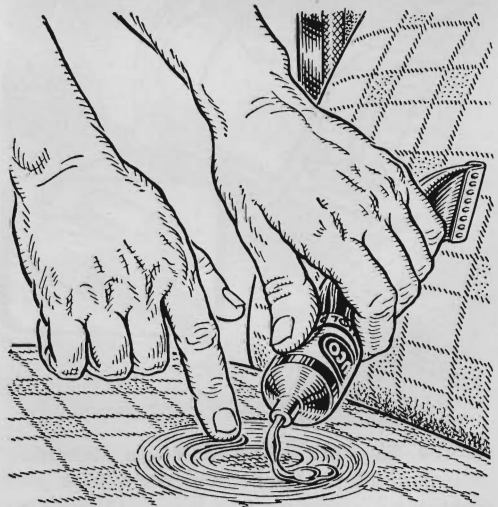
Finding a Noisy Lifter. A noisy hydraulic valve lifter can be located by removing the rocker-arm cover and resting a finger on each valve-spring cap in succession while the engine is idling. If any lifter isn't working properly, you'll feel a distinct shock in your fingertip when the valve returns to its seat.



Save Your Antifreeze. In cars with atmospheric cooling systems, you can lose alcohol antifreeze through the overflow pipe when the engine runs hot. A tank like this will save it. Boiled-out alcohol will condense in the can. When the engine cools, vapor in the radiator will condense, sucking alcohol back from the can.



Clip Will Hold Notes. An ordinary spring clip mounted like this makes it easy to keep notes in sight while driving. Remove one of the screws from the windshield molding, slip it through the eye of the clip, and replace it in the molding.



Cement Saves Seat Covers. If seat covers are about to wear through, apply a thin coat of Duco cement on and around the worn area. D. Earl Chase, of Long Beach, Calif., says he has extended the life of covers a year or more by this trick.